



**Los Angeles County
Office of Education**

Serving Students ▪ Supporting Communities
Leading Educators

**2021-2022
ANNUAL CHARTER
SCHOOL DATA BOOK**

CHARTER SCHOOL OFFICE



FRAMING OUR FUTURE

LACOE Vision:

A culture of excellence in all we do.

LACOE Mission:

Improving the lives of students and our educational community through service, leadership and advocacy.

LACOE CSO Vision:

To be a global model in which all educational partners work collaboratively in building a community where all students have high quality, unique, and equitable educational options that are responsive to their needs.

LACOE CSO Mission:

LACOE CSO will work to improve the quality and equitable access of education while working collaboratively with local, state and national partners within education by increasing the effectiveness and responsiveness of charter schools and authorizing agencies, advocating for policy improvement and upholding the public interest.



Los Angeles County Office of Education



James Cross
President

Cross_James@lacoed.edu



Yvonne Chan, Ed.D.
Vice President

Chan_Yvonne@lacoed.edu



Betty Forrester
Member

Forrester_Betty@lacoed.edu



Judy Abdo
Member

Abdo_Judy@lacoed.edu



R. Michael Dutton
Member

Dutton_RMichael@lacoed.edu



Monte E. Perez, Ph.D
Member

Perez_Monte@lacoed.edu



Stanley L. Johnson, Ph.D.
Member

Johnson_Stanley@lacoed.edu

COUNTY SUPERINTENDENT OF SCHOOLS



Debra Duardo, M.S.W., Ed.D.

Duardo_Debra@lacoed.edu

LACOE is governed by the Los Angeles County Board of Education (LACBOE), whose seven members are appointed by the County Board of Supervisors to two and four year terms. The Board of Education establishes LACOE policies and governs the Los Angeles County High School for Arts and International Polytechnic High School.

Each of the county's 79 school districts and 13 Community College districts is autonomous, with each district's board of education managing its budget and setting its policies. In general, the Los Angeles County Board of Education's only direct authority over local districts is in matters of inter-district attendance appeals, school district boundary changes and expulsion appeals.

As a Chartering Authority, the Los Angeles County Board of Education has primary responsibility for monitoring and oversight of the charter schools it authorizes, as well as the authority to reauthorize and revoke these charters if the schools do not meet the conditions of their charters or of law. The County Board receives some types of charter petitions directly and receives others only on appeal after denial by a school district board. The County Board delegates the administrative functions of receiving, reviewing, and reporting on charter petitions to the County Superintendent.

LACOE's Charter School Office (CSO) accepts charter petitions and revocation appeals on behalf of the Los Angeles County Board of Education, and is responsible for facilitating the petition review and appeal process. The CSO also coordinates the monitoring and oversight of charters authorized by the County Board, and provides general information and technical assistance to both county and district authorized charters.



Odyssey Charter School





**jardin de la infancia*



IVA HIGH



EDUCATE • ELEVATE • ADVANCE



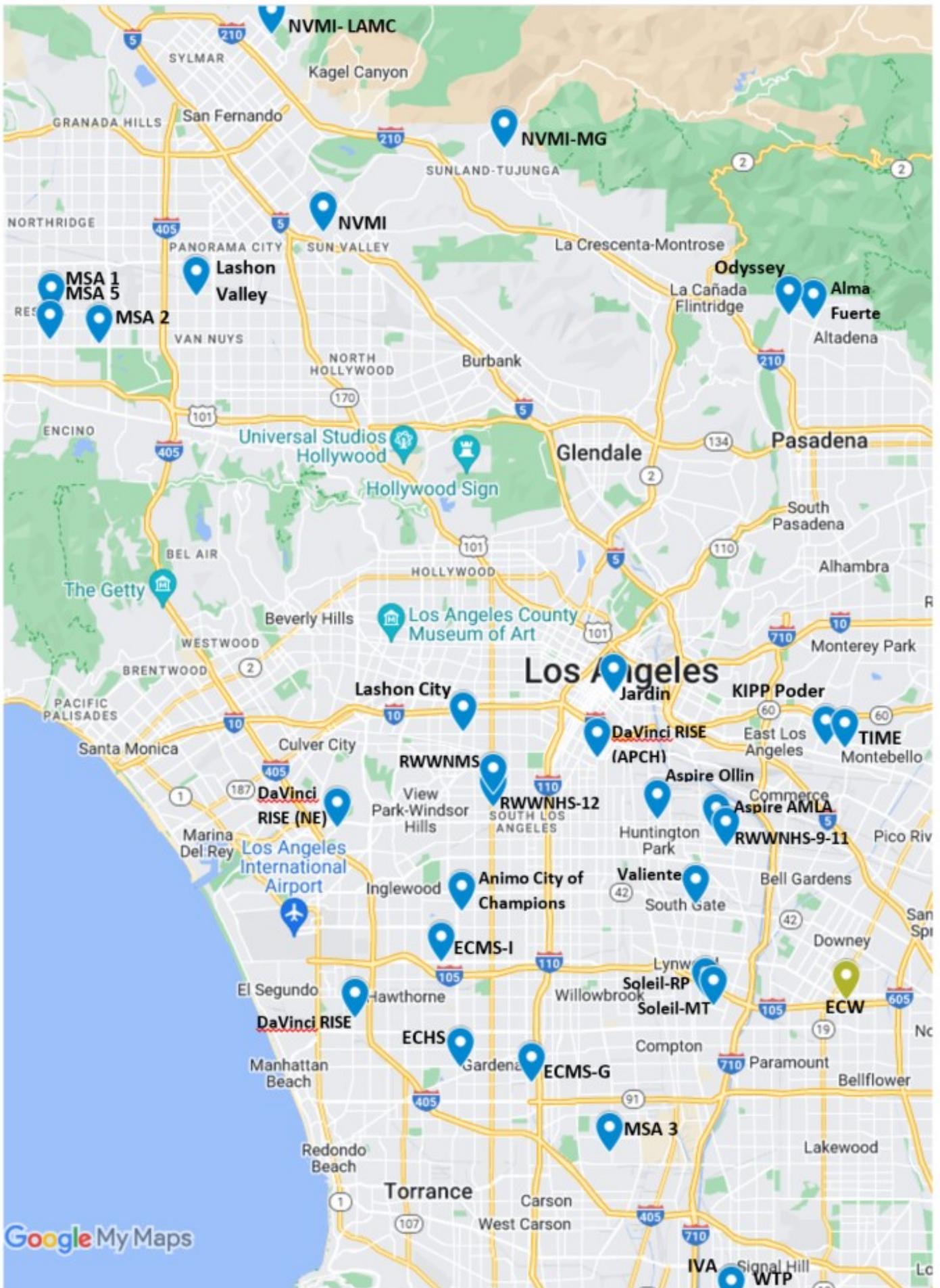
Charter Schools Authorized or Monitored by the Los Angeles County Board of Education

26* Charter Schools During 2021-22

Authorized Grade Levels	
# of Schools	Grades Served
1	TK-1
2	TK-4
1	TK-5
4	TK-8
1	5-8
4	6-8
6	6-12
7	9-12

Demographics	
7,265 Students Enrolled	
10.4%	African American
1.1%	Asian
77.3%	Hispanic/Latino
2.1%	Multiple Races
7.7%	White

* 25 LACBOE authorized, 1 SBE authorized



Alma Fuerte Public School



Director: Laurilie Keay

CMO: N/A

Academic Year 2021-2022 • Authorized Grade Span: TK-8

Fast Facts

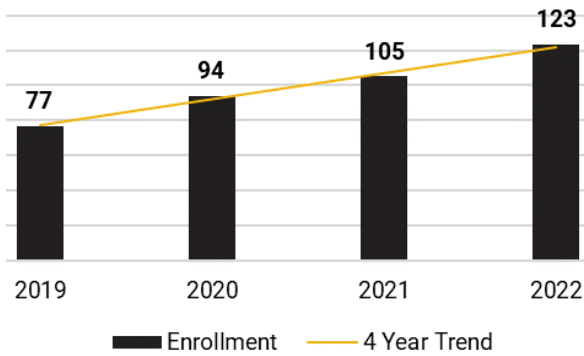
District Appeal or Countywide:	District Appeal (Pasadena USD)	District of Physical Location:	Pasadena USD
Authorization Date by LACBOE:	2016	Last Renewal:	N/A
Opened:	2017	Current Charter Term:	2017-2024
First Year of Operation with LACBOE:	2017	Facilities' Description:	Prop. 39

2021-22

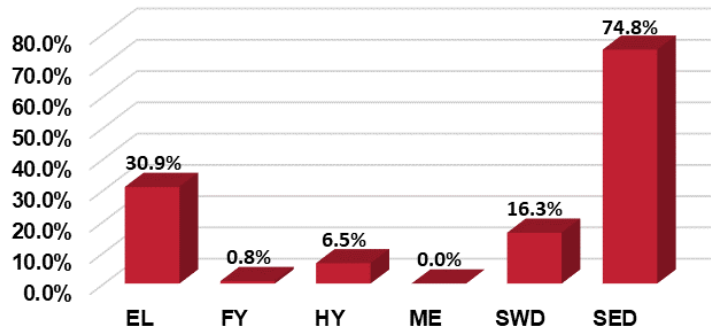
Total Students Enrolled:	123
Total Certificated Staff:	10
Total Classified Staff:	13

Source: February 2022 staff count report

Enrollment

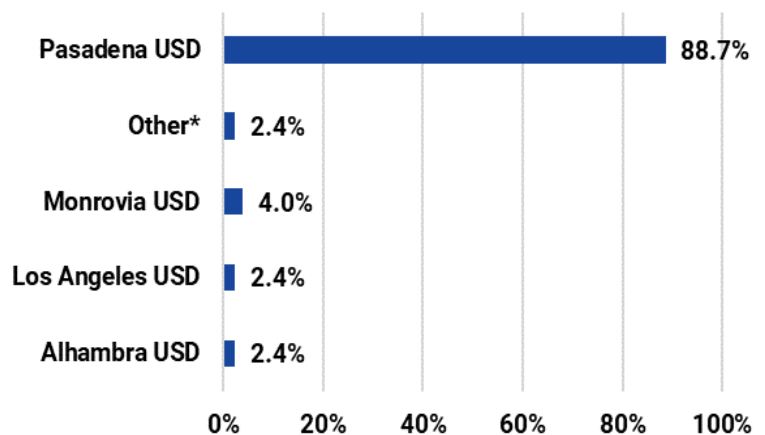


Subgroups



EL-English Learner, FY-Foster Youth, HY-Homeless Youth, ME-Migrant Education, SWD-Students with Disabilities, SED-Socioeconomically Disadvantaged

Districts of Residence



* Baldwin Park USD, Duarte USD, Glendale USD
Source: October 2021 student enrollment report

2021-22 CA Dashboard

English Language Arts	Very Low
Mathematics	Very Low
Suspension	Very Low 0%
Chronic Absenteeism	Very High 41.1%
English Learner Progress	No Performance Level 64%*
Local Indicators	Not Met

* Less than 30 students

Alma Fuerte Public School

Director: Laurilie Keay

CMO: N/A



Fiscal Year 2021-2022

Alma Fuerte Public School

Net Position

\$266,096

Beginning

\$415,628

Ending

25% Reserve

Total Expenditure to
All Staff Salary Percentage:

63%

**Cost Per Pupil:

\$15,035



Books and Supplies
Expenditures:

\$132,713



EXPENSE

\$1,660,944

REVENUE

\$1,810,476

Audit Findings




Yes



No

Resources: Fiscal Year 2021-2022 Annual Audit; *See charter school's audit report, Fiscal Year 2021-2022 Unaudited Actual; **LCFF ADA Data (P-2)

<https://www.almafuerteps.org/>



Animo City of Champions High School

Principal: Cen'Cere Cooks

CMO: Green Dot Public Schools California

Academic Year 2021-2022 • Authorized Grade Span: 9-12

Fast Facts

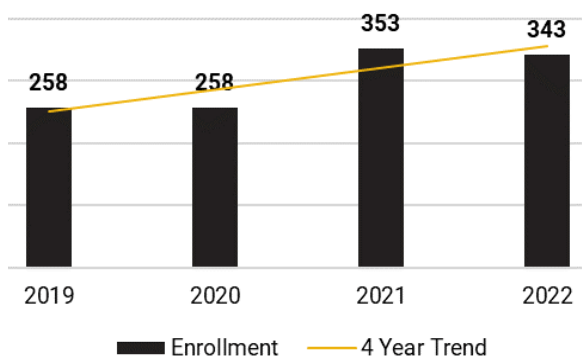
District Appeal or Countywide:	District Appeal (Inglewood USD)	District of Physical Location:	Inglewood USD
Authorization Date by LACBOE:	2017	Last Renewal:	2020
Opened:	2017	Current Charter Term:	2020-2027
First Year of Operation with LACBOE:	2017	Facilities' Description:	Prop. 39

2021-22

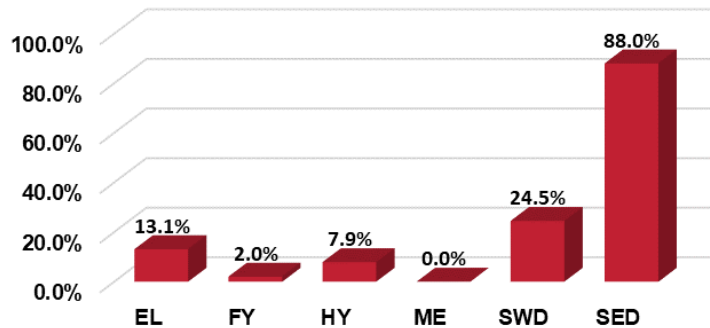
Total Students Enrolled:	343
Total Certificated Staff:	27
Total Classified Staff:	5

Source: February 2022 staff count report

Enrollment

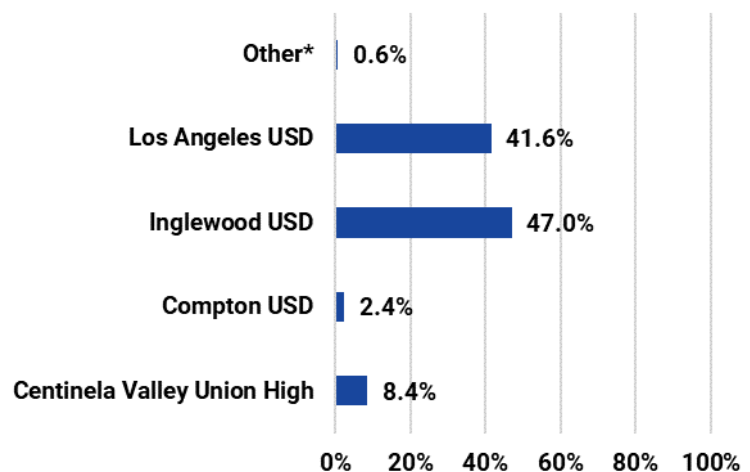


Subgroups



EL-English Learner, FY-Foster Youth, HY-Homeless Youth, ME-Migrant Education, SWD-Students with Disabilities, SED-Socioeconomically Disadvantaged

Districts of Residence



* Long Beach USD, Torrance USD
Source: October 2021 student enrollment report

2021-22 CA Dashboard

English Language Arts	Low
Mathematics	Very Low
Suspension	Low 0.8%
English Learner Progress	Low 40.6%
Graduation Rate	High 94.1%
Local Indicators	Not Met

Ánimo City of Champions High School

Principal: Cen'Cere Cooks

CMO: Green Dot Public Schools California



Fiscal Year 2021-2022

Ánimo City of Champions Charter High School

Net Position

\$585,282

Beginning

\$1,015,488

Ending

16% Reserve

Total Expenditure to
All Staff Salary Percentage:

55%

**Cost Per Pupil:

\$21,529



Books and Supplies
Expenditures:

\$472,917



EXPENSE

\$6,319,970

REVENUE

\$6,750,176

Audit Findings



Yes



No

Resources: Fiscal Year 2021-2022 Annual Audit; *See charter school's audit report, Fiscal Year 2021-2022 Unaudited Actual; **LCFF ADA Data (P-2)

<https://ca.greendot.org/champions/>

Aspire Antonio Maria Lugo Academy



Principal: Dawn Barnes

CMO: Aspire Public Schools

Academic Year 2021-2022 • Authorized Grade Span: TK-5

Fast Facts

District Appeal or Countywide:	District Appeal (Los Angeles USD)	District of Physical Location:	Los Angeles USD
Authorization Date by LACBOE:	2014	Last Renewal:	2018
Opened:	2005	Current Charter Term:	2019-2026
First Year of Operation with LACBOE:	2014	Facilities' Description:	Private

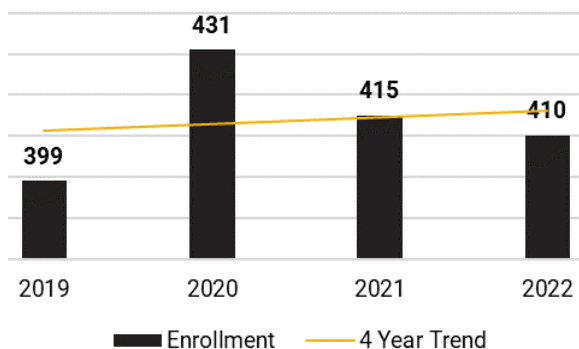


2021-22

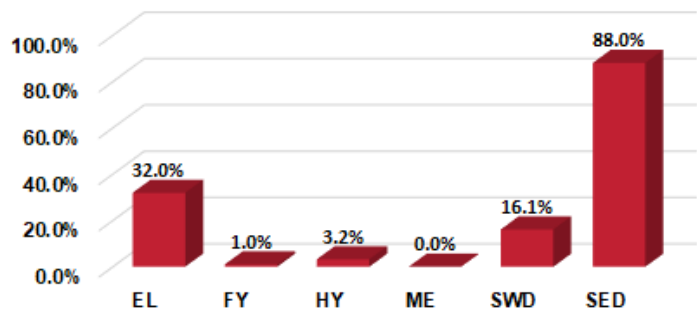
Total Students Enrolled: 410
Total Certificated Staff: 29
Total Classified Staff: 20

Source: February 2022 staff count report

Enrollment

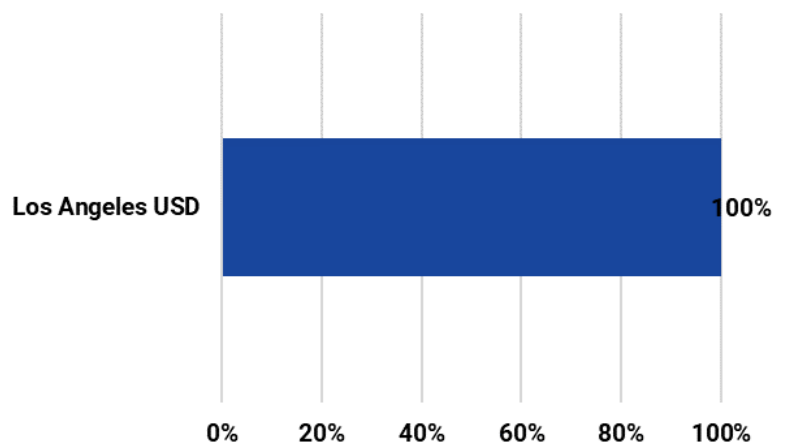


Subgroups



EL-English Learner, FY-Foster Youth, HY-Homeless Youth, ME-Migrant Education, SWD-Students with Disabilities, SED-Socioeconomically Disadvantaged

District of Residence



Source: October 2021 student enrollment report

2021-22 CA Dashboard

English Language Arts	Low
Mathematics	Low
Suspension	Very Low 0%
Chronic Absenteeism	Very High 31.3%
English Learner Progress	Medium 54.3%
Local Indicators	Not Met

Aspire Antonio Maria Lugo Academy

Principal: Dawn Barnes


CMO: Aspire Public Schools




Fiscal Year 2021-2022

Aspire Antonio Maria Lugo Academy

Net Position

\$8,594,713 
Beginning

\$8,582,648 
Ending

109% Reserve

Total Expenditure to All Staff Salary Percentage:

61%

**Cost Per Pupil:

\$19,956



Books and Supplies Expenditures:

\$505,732



EXPENSE

\$7,331,338

REVENUE

\$6,918,248

Audit Findings



Yes



No

Resources: Fiscal Year 2021-2022 Annual Audit; *See charter school's audit report, Fiscal Year 2021-2022 Unaudited Actual; **LCFF ADA Data (P-2)

<https://aspirepublicschools.org/locations/los-angeles/aspire-antonio-maria-lugo-academy/>

Aspire Ollin University Preparatory Academy




Principal: Kieu Nguyen (Interim)

CMO: Aspire Public Schools

Academic Year 2021-2022 • Authorized Grade Span: 6-12

Fast Facts

District Appeal or Countywide:	District Appeal (Los Angeles USD)	District of Physical Location:	Los Angeles USD
Authorization Date by LACBOE:	2014	Last Renewal:	2018
Opened:	2006	Current Charter Term:	2019-2026
First Year of Operation with LACBOE:	2014	Facilities' Description:	Private

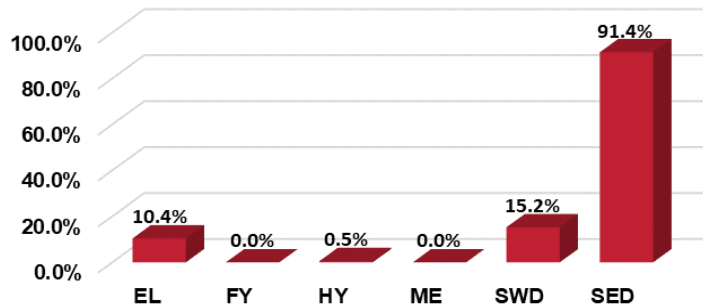


2021-22

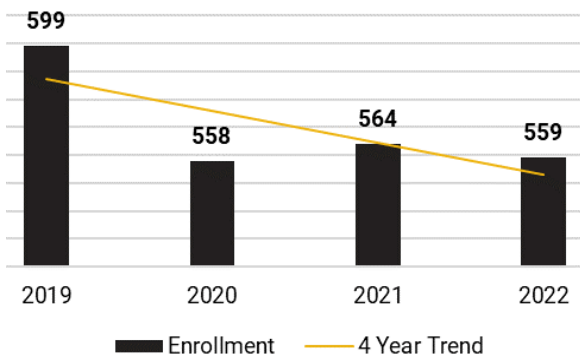
Total Students Enrolled: 559
Total Certificated Staff: 44
Total Classified Staff: 31

Source: February 2022 staff count report

Subgroups

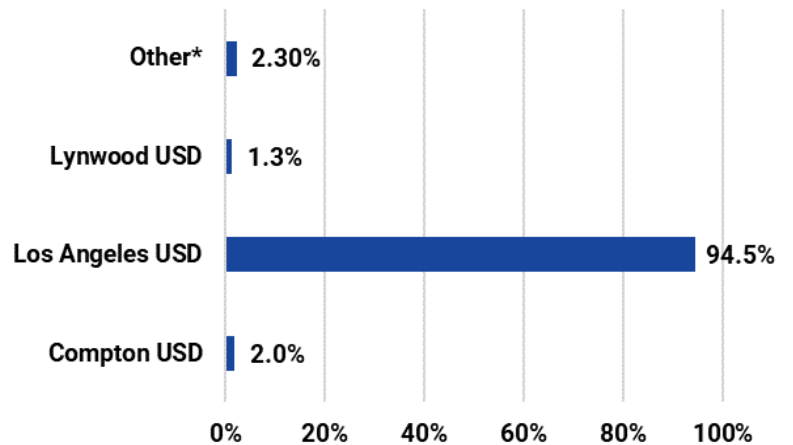


Enrollment



EL-English Learner, FY-Foster Youth, HY-Homeless Youth, ME-Migrant Education, SWD-Students with Disabilities, SED-Socioeconomically Disadvantaged

Districts of Residence



2021-22 CA Dashboard

English Language Arts	Low
Mathematics	Low
Suspension	Low 1.65%
Chronic Absenteeism	Very High 26.8%
English Learner Progress	High 60.8%
Graduation Rate	Very High 95.2%
Local Indicators	Not Met

* El Rancho USD, Hawthorne SD, Hesperia USD, Montebello USD, Norwalk-La Mirada USD, Perris Union High, San Bernardino City USD, Whittier City Elementary, Whittier Union High

Source: October 2021 student enrollment report

Aspire Ollin University Preparatory Academy

Principal: Kieu Nguyen (Interim)



Fiscal Year 2021-2022

Aspire Ollin University Preparatory Academy

Net Position

\$10,751,491
Beginning

\$10,991,869
Ending

101% Reserve

Total Expenditure to
All Staff Salary Percentage:

63%

**Cost Per Pupil:

\$20,178



Books and Supplies
Expenditures:

\$848,121



EXPENSE

\$10,290,540

REVENUE

\$10,198,810

Audit Findings

Yes

No

Resources: Fiscal Year 2021-2022 Annual Audit; *See charter school's audit report, Fiscal Year 2021-2022 Unaudited Actual; **LCFF ADA Data (P-2)



Bridges Preparatory Academy


Principal: Alejandro Gomez

CMO: N/A

Academic Year 2021-2022 • Authorized Grade Span: 6-8

Fast Facts

District Appeal or Countywide:	District Appeal (Compton USD)	District of Physical Location:	Compton USD
Authorization Date by LACBOE:	2021	Last Renewal:	N/A
Opened:	2021	Current Charter Term:	2021-2027
First Year of Operation with LACBOE:	2021	Facilities' Description:	Private

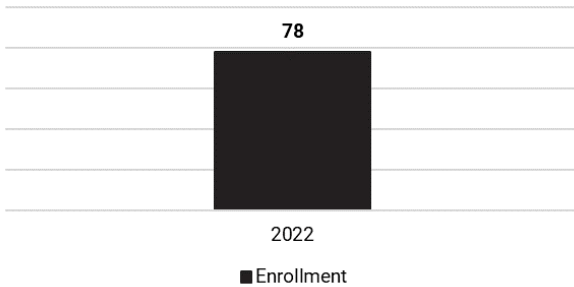


2021-22

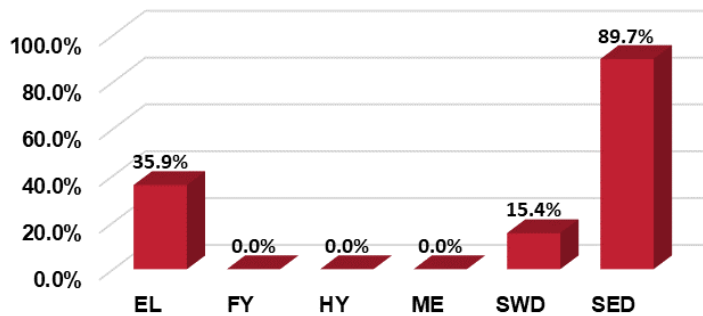
Total Students Enrolled: 78
Total Certificated Staff: 4
Total Classified Staff: 3

Source: February 2022 staff count report

Enrollment

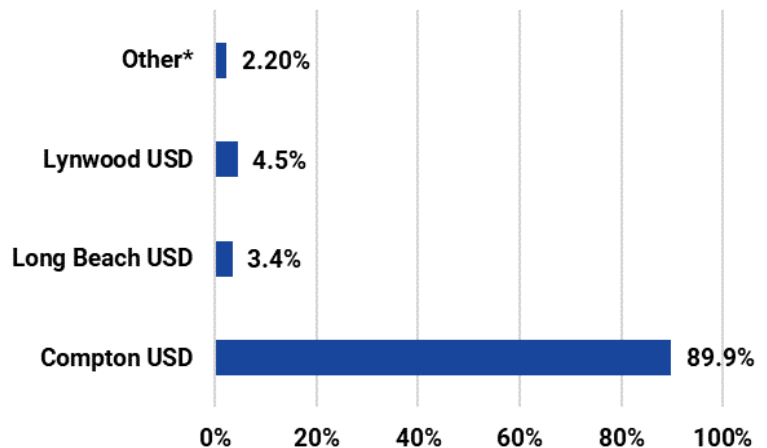


Subgroups



EL-English Learner, FY-Foster Youth, HY-Homeless Youth, ME-Migrant Education, SWD-Students with Disabilities, SED-Socioeconomically Disadvantaged

Districts of Residence



* Lawndale Elementary SD, Los Angeles USD

Source: October 2021 student enrollment report

2021-22 CA Dashboard

English Language Arts	Low
Mathematics	Very Low
Suspension	Very Low 0%
Chronic Absenteeism	Medium 7.5%
English Learner Progress	No Performance Level 52%*
Local Indicators	Met

* Less than 30 students

Bridges Preparatory Academy

Principal: Alejandro Gomez

CMO: N/A



Fiscal Year 2021-2022

Bridges Preparatory Academy

Net Position



Total Expenditure to All Staff Salary Percentage:

50%

**Cost Per Pupil:

\$17,628



Books and Supplies Expenditures:

\$181,023



EXPENSE

\$1,396,333

REVENUE

\$1,676,255

Audit Findings



Yes



No

Resources: Fiscal Year 2021-2022 Annual Audit; *See charter school's audit report, Fiscal Year 2021-2022 Unaudited Actual; **LCFF ADA Data (P-2)

<https://www.bpacompton.org/>



Da Vinci RISE High School

Executive Director: Erin Whalen

CMO: Da Vinci Schools

Academic Year 2021-2022 • Authorized Grade Span: 9-12

Fast Facts

District Appeal or Countywide:	Countywide	District of Physical Location:	Centinela Valley USD Los Angeles USD Culver City USD
Authorization Date by LACBOE:	2018	Last Renewal:	N/A
Opened:	2017	Current Charter Term:	2018-2025
First Year of Operation with LACBOE:	2018	Facilities' Description:	3 Sites/Private

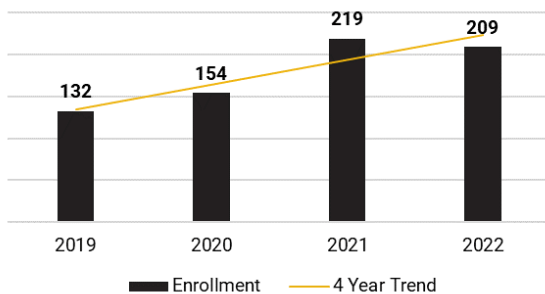


2021-22

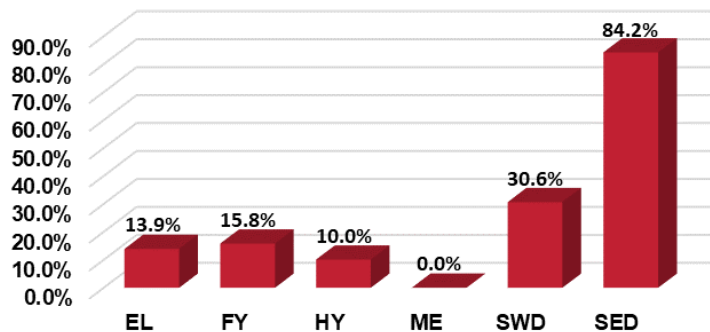
Total Students Enrolled: 209
Total Certificated Staff: 16
Total Classified Staff: 13

Source: February 2022 staff count report

Enrollment

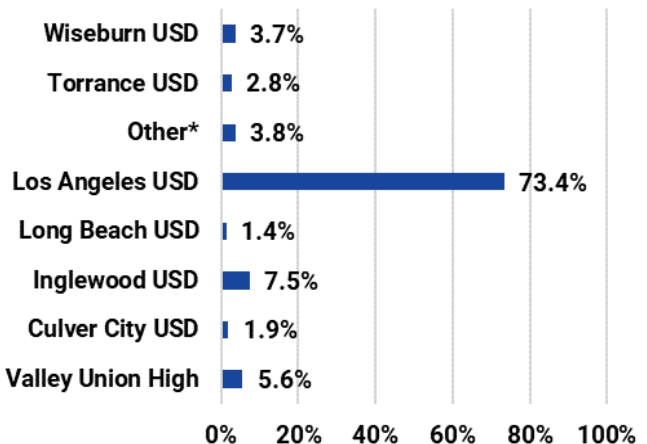


Subgroups



EL-English Learner, FY-Foster Youth, HY-Homeless Youth, ME-Migrant Education, SWD-Students with Disabilities, SED-Socioeconomically Disadvantaged

Districts of Residence



* ABC USD, Bellflower USD, Compton USD, Garden Grove USD, Redondo Beach USD, Victor Valley Union High

Source: October 2021 student enrollment report

2021-22 CA Dashboard

English Language Arts	Very Low
Mathematics	Very Low
Suspension	Very Low 0%
English Learner Progress	Very Low 31.6%
Graduation Rate	Very Low 21.1%
Local Indicators	Met

ADDRESS: 13634 Cordary Ave, Hawthorne, CA 90250
 SITE 2: 2830 S. Central Ave., Los Angeles, CA 90011
 SITE 3: 12100 Washington Blvd., Los Angeles, CA 90066

Sources: DataQuest <https://dq.cde.ca.gov/>;
 CADashboard <https://www.caschooldashboard.org/>

Da Vinci RISE High School

Executive Director: Erin Whalen

CMO: Da Vinci Schools



Fiscal Year 2021-2022

Da Vinci Rise High

Net Position

\$907,062

Beginning

\$918,820

Ending

22% Reserve

Total Expenditure to All Staff Salary Percentage:

59%

**Cost Per Pupil:

\$36,720



Books and Supplies Expenditures:

\$207,139



EXPENSE

\$4,172,160

REVENUE

\$4,183,918

Audit Findings



Yes



No

Resources: Fiscal Year 2021-2022 Annual Audit; *See charter school's audit report, Fiscal Year 2021-2022 Unaudited Actual; **LCFF ADA Data (P-2)

<https://www.davincischools.org/schools/da-vinci-rise/>



Environmental Charter MS—Gardena

Principal: Dave Trejo

CMO: Environmental Charter Schools

Academic Year 2021-2022 • Authorized Grade Span: 6-8

Fast Facts

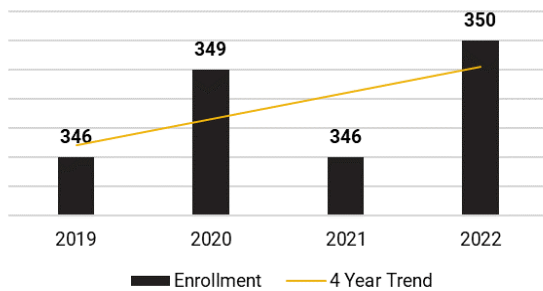
District Appeal or Countywide:	District Appeal (Los Angeles USD)	District of Physical Location:	Los Angeles USD
Authorization Date by LACBOE:	2010	Last Renewal:	2019
Opened:	2010	Current Charter Term:	2019-2026
First Year of Operation with LACBOE:	2010	Facilities' Description:	Private

2021-22

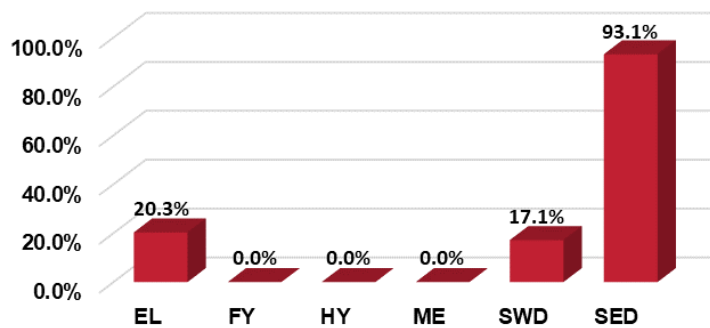
Total Students Enrolled:	350
Total Certificated Staff:	36
Total Classified Staff:	43

Source: February 2022 staff count report

Enrollment

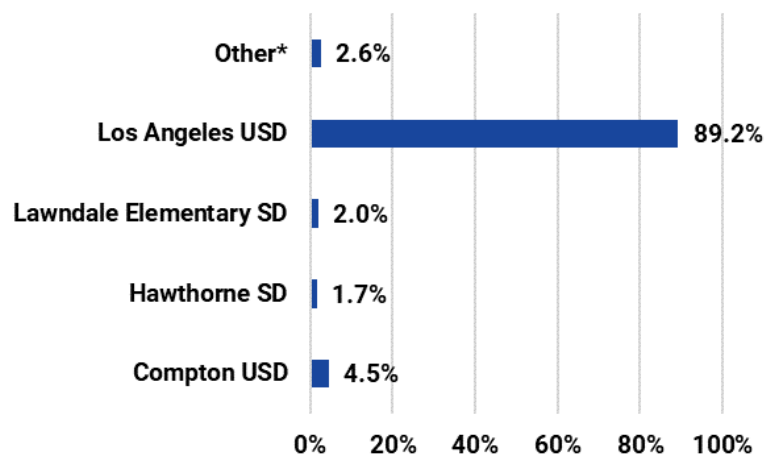


Subgroups



EL-English Learner, FY-Foster Youth, HY-Homeless Youth, ME-Migrant Education, SWD-Students with Disabilities, SED-Socioeconomically Disadvantaged

Districts of Residence



* Carson USD, Inglewood USD, Lake Elsinore USD, Lennox Elementary SD, Long Beach USD, Manhattan Beach USD, Torrance USD

Source: October 2021 student enrollment report

2021-22 CA Dashboard

English Language Arts	Low
Mathematics	Very Low
Suspension	Medium 3.8%
Chronic Absenteeism	Very High 24.6%
English Learner Progress	High 57.4%
Local Indicators	Met

Environmental Charter MS—Gardena

Principal: Dave Trejo

CMO: Environmental Charter Schools



Fiscal Year 2021-2022

Environmental Charter Middle School - Gardena

Net Position

\$2,779,057 
Beginning

\$3,030,901 
Ending

45% Reserve

Total Expenditure to
All Staff Salary Percentage:

61%

**Cost Per Pupil:

\$20,823



Books and Supplies
Expenditures:

\$179,738



EXPENSE

\$6,680,190

REVENUE

\$6,932,034

Audit Findings



Yes



No

Resources: Fiscal Year 2021-2022 Annual Audit; *See charter school's audit report, Fiscal Year 2021-2022 Unaudited Actual; **LCFF ADA Data (P-2)

<https://ecsonline.org/ecms-gardena/>



Environmental Charter MS—Inglewood

Principal: Geneva Matthews

CMO: Environmental Charter Schools

Academic Year 2021-2022 • Authorized Grade Span: 6-8

Fast Facts

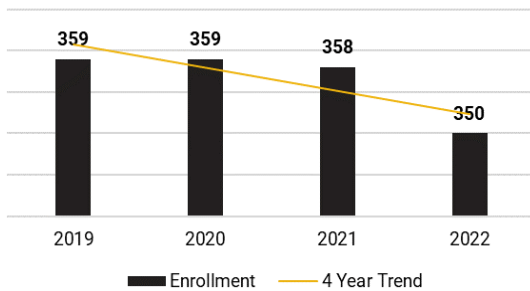
District Appeal or Countywide:	District Appeal (Inglewood USD)	District of Physical Location:	Inglewood USD
Authorization Date by LACBOE:	2012	Last Renewal:	2017
Opened:	2013	Current Charter Term:	2018-2025
First Year of Operation with LACBOE:	2013	Facilities' Description:	Private

2021-22

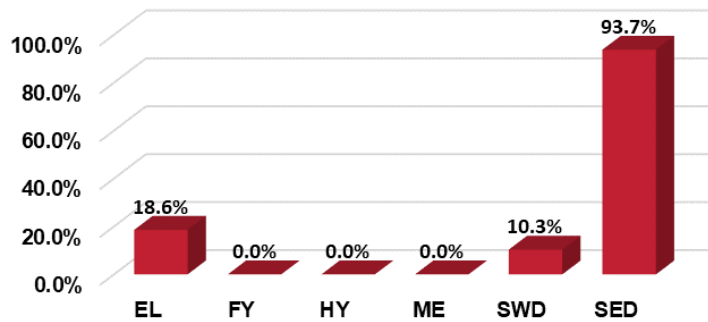
Total Students Enrolled: 350
Total Certificated Staff: 39
Total Classified Staff: 34

Source: February 2022 staff count report

Enrollment

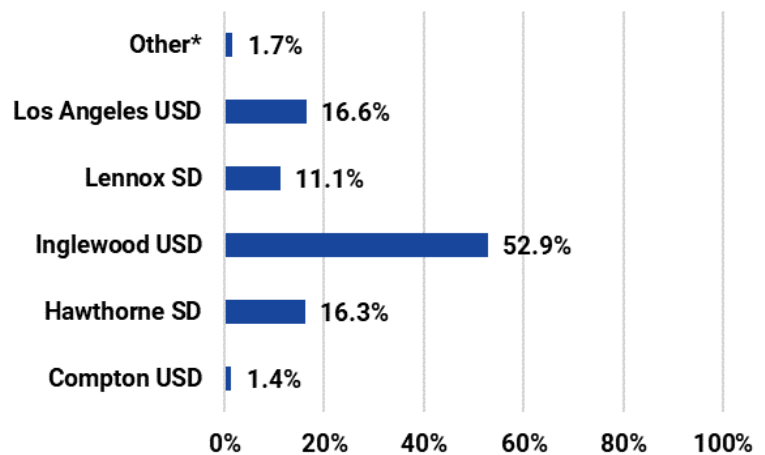


Subgroups



EL-English Learner, FY-Foster Youth, HY-Homeless Youth, ME-Migrant Education, SWD-Students with Disabilities, SED-Socioeconomically Disadvantaged

Districts of Residence



* East Whittier SD, Lawndale Elementary SD, Lynwood USD, Norwalk-La Mirada USD

Source: October 2021 student enrollment report

2021-22 CA Dashboard

English Language Arts	Medium
Mathematics	Low
Suspension	Low 1.1%
Chronic Absenteeism	High 19%
English Learner Progress	Very High 69%
Local Indicators	Met

Environmental Charter MS—Inglewood

Principal: Geneva Matthews

CMO: Environmental Charter Schools





Environmental
Charter Schools

Fiscal Year 2021-2022

Environmental Charter Middle School - Inglewood

Net Position

\$2,537,240 
Beginning

\$2,931,479 
Ending

47% Reserve 

Total Expenditure to
All Staff Salary Percentage:

64%

**Cost Per Pupil:

\$19,315



Books and Supplies
Expenditures:

\$174,192



EXPENSE

\$6,267,969

REVENUE

\$6,662,208

Audit Findings

Yes

No

Resources: Fiscal Year 2021-2022 Annual Audit; *See charter school's audit report, Fiscal Year 2021-2022 Unaudited Actual; **LCFF ADA Data (P-2)

<https://ecsonline.org/ecms-inglewood/>



Environmental Charter HS—Gardena

Principal: Dr. Cindy Guardado

CMO: Environmental Charter Schools

Academic Year 2021-2022 • Authorized Grade Span: 9-12

Fast Facts

District Appeal or Countywide:	District Appeal (Los Angeles USD)	District of Physical Location:	Los Angeles USD
Authorization Date by LACBOE:	2019	Last Renewal:	N/A
Opened:	2021	Current Charter Term:	2020-2027
First Year of Operation with LACBOE:	2021	Facilities' Description:	Private

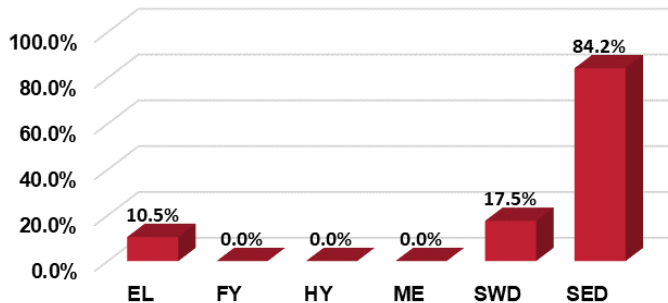


2021-22

Total Students enrolled:	114
Total Certificated Staff:	18
Total Classified Staff:	29

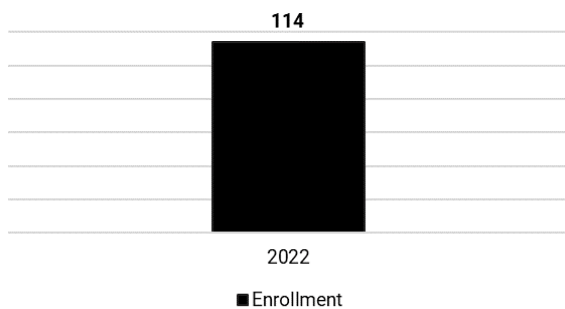
Source: February 2022 staff count report

Subgroups

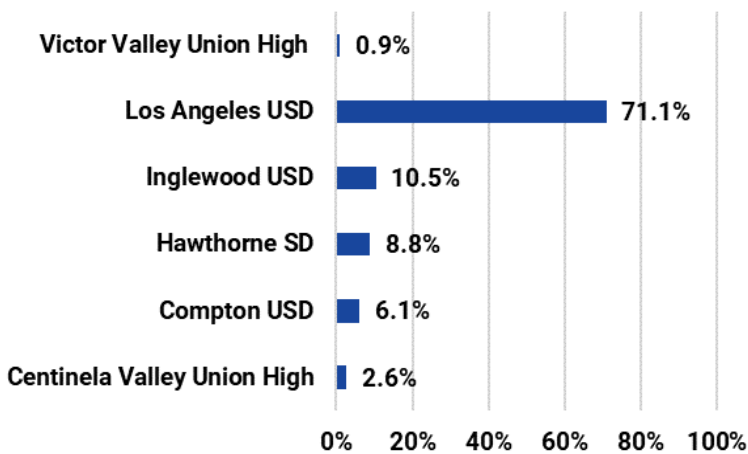


EL-English Learner, FY-Foster Youth, HY-Homeless Youth, ME-Migrant Education, SWD-Students with Disabilities, SED-Socioeconomically Disadvantaged

Enrollment



Districts of Residence



Source: October 2021 student enrollment report

2021-22 CA Dashboard

English Language Arts	No Performance Level
Mathematics	No Performance Level
Suspension	Medium 5.3%
English Learner Progress	No Performance Level 45.5%*
Graduation Rate	No Performance Level
Local Indicators	Met

* Less than 30 students

Environmental Charter HS—Gardena

Principal: Dr. Cindy Guardado

CMO: Environmental Charter Schools



Fiscal Year 2021-2022

Environmental Charter High School - Gardena

Net Position

\$472,663

Beginning

\$852,679

Ending

36% Reserve

Total Expenditure to
All Staff Salary Percentage:

57%

**Cost Per Pupil:

\$22,148



Books and Supplies
Expenditures:

\$78,400



EXPENSE

\$2,393,069

REVENUE

\$2,770,170

Audit Findings

Yes

No

Resources: Fiscal Year 2021-2022 Annual Audit; *See charter school's audit report, Fiscal Year 2021-2022 Unaudited Actual; **LCFF ADA Data (P-2)

<https://ecsonline.org/echs-gardena/>



Intellectual Virtues Academy

Founding Director: James McGrath

CMO: N/A

Academic Year 2021-2022 • Authorized Grade Span: 9-12

Fast Facts

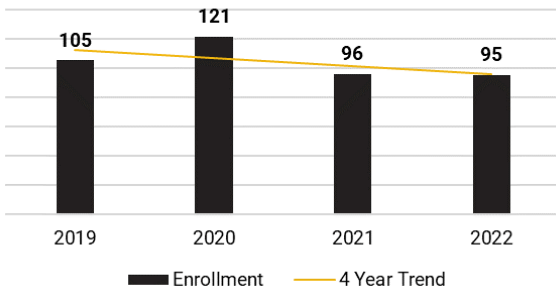
District Appeal or Countywide:	District Appeal (Long Beach USD)	District of Physical Location:	Long Beach USD
Authorization Date by LACBOE:	2016	Last Renewal:	2019
Opened:	2016	Current Charter Term:	2019-2026
First Year of Operation with LACBOE:	2016	Facilities' Description:	Private

2021-22

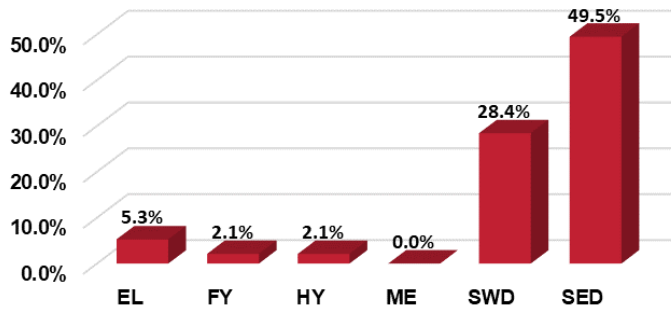
Total Students Enrolled:	95
Total Certificated Staff:	8
Total Classified Staff:	9

Source: February 2022 staff count report

Enrollment

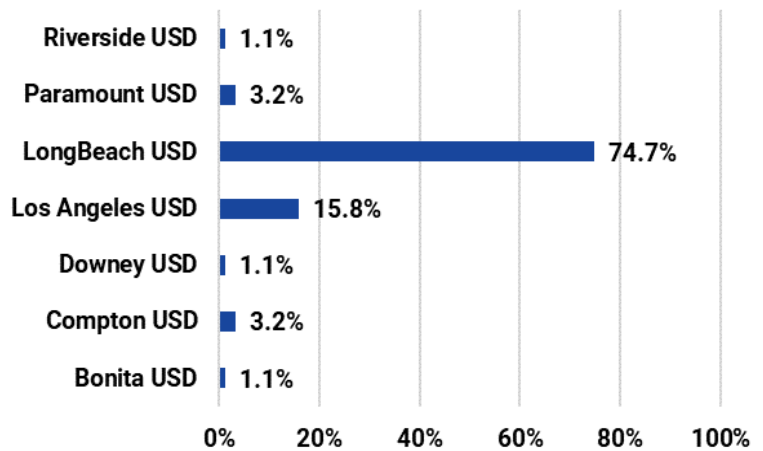


Subgroups



EL-English Learner, FY-Foster Youth, HY-Homeless Youth, ME-Migrant Education, SWD-Students with Disabilities, SED-Socioeconomically Disadvantaged

Districts of Residence



Source: October 2021 student enrollment report

2021-22 CA Dashboard

English Language Arts	No Performance Level
Mathematics	No Performance Level
Suspension	Low 0.9%
English Learner Progress	No Performance Level
Graduation Rate	No Performance Level 82.1%*
Local Indicators	Met

* Less than 30 students

Intellectual Virtues Academy

Founding Director: James McGrath

CMO: N/A



Fiscal Year 2021-2022

Intellectual Virtues Academy

Net Position



Total Expenditure to All Staff Salary Percentage:

61%

****Cost Per Pupil:**

\$51,914

Books and Supplies Expenditures:

\$119,731



EXPENSE	\$4,446,941
REVENUE	\$4,728,371

Audit Findings

Yes No

Resources: Fiscal Year 2021-2022 Annual Audit; *See charter school's audit report, Fiscal Year 2021-2022 Unaudited Actual; **LCFF ADA Data (P-2)

Jardín de la Infancia

*jardín de la infancia

Principal: Zuzy Chavez

CMO: N/A

Academic Year 2021-2022 • Authorized Grade Span: TK-1

Fast Facts

District Appeal or Countywide:	District Appeal (Los Angeles USD)	District of Physical Location:	Los Angeles USD
Authorization Date by LACBOE:	2012	Last Renewal:	N/A
Opened:	2004	Current Charter Term:	2017-2024
First Year of Operation with LACBOE:	2012	Facilities' Description:	Private

2021-22

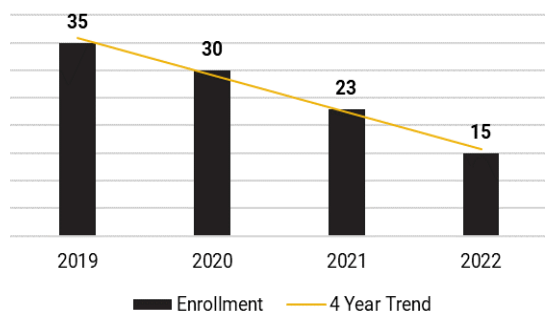
Total Students Enrolled: 15

Total Certificated Staff: 2

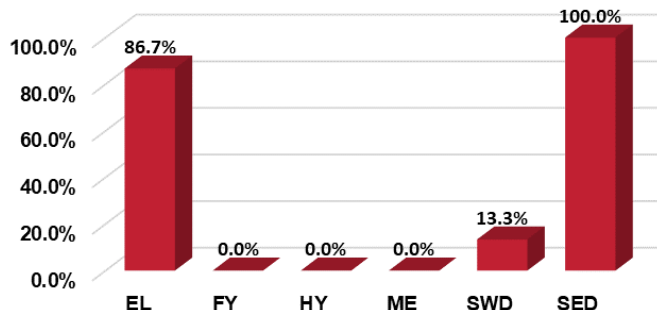
Total Classified Staff: 1

Source: February 2022 staff count report

Enrollment

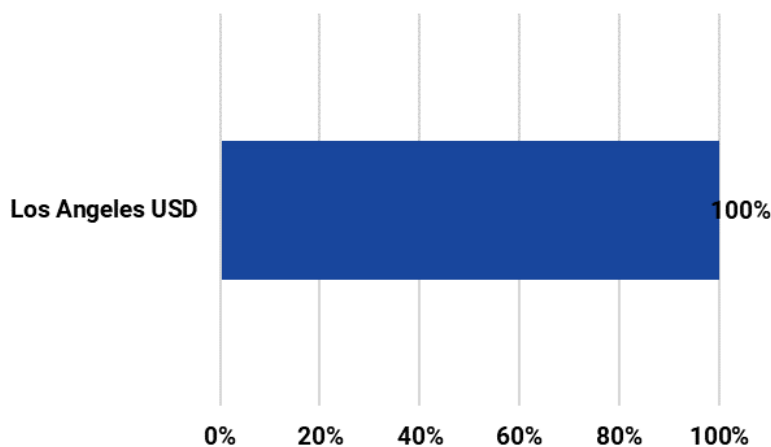


Subgroups



EL-English Learner, FY-Foster Youth, HY-Homeless Youth, ME-Migrant Education, SWD-Students with Disabilities, SED-Socioeconomically Disadvantaged

District of Residence



Source: October 2021 student enrollment report

2021-22 CA Dashboard

English Language Arts	No Performance Level
Mathematics	No Performance Level
Suspension	No Performance Level 0%
Chronic Absenteeism	No Performance Level 0%
English Learner Progress	No Performance Level
Local Indicators	Met

ADDRESS: 1400 S Broadway, Los Angeles CA 90015

Los Angeles County Office of Education

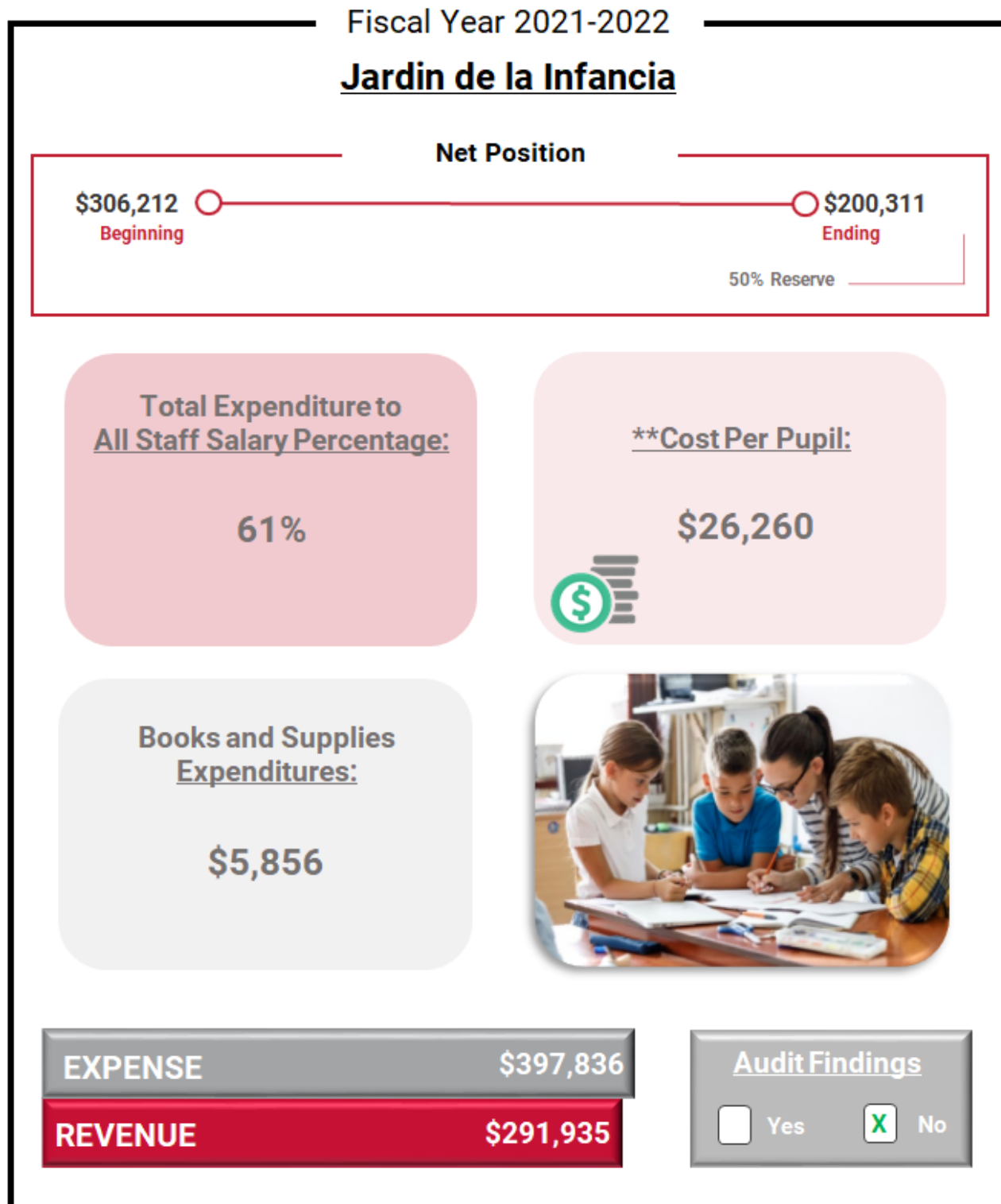
Sources: DataQuest <https://dq.cde.ca.gov/>;
CADashboard <https://www.caschooldashboard.org/>

Jardín de la Infancia

Principal: Zuzy Chavez

CMO: N/A

**jardin de la infancia*




Resources: Fiscal Year 2021-2022 Annual Audit; *See charter school's audit report, Fiscal Year 2021-2022 Unaudited Actual; **LCFF ADA Data (P-2)

<https://jardindelainfancia.wixsite.com/website/home-1>

Academic Year 2021-2022 • Authorized Grade Span: TK-8

Fast Facts

District Appeal or Countywide:	District Appeal (Montebello USD)	District of Physical Location:	Montebello USD
Authorization Date by LACBOE:	2020	Last Renewal:	N/A
Opened:	2021	Current Charter Term:	2021-2027
First Year of Operation with LACBOE:	2021	Facilities' Description:	Prop 39

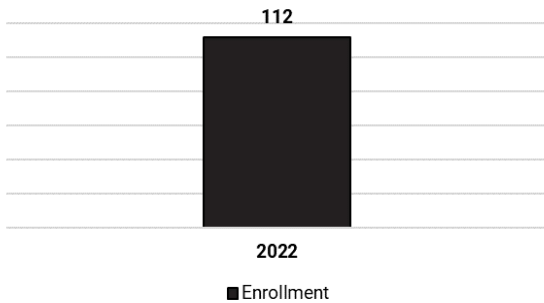


2021-22

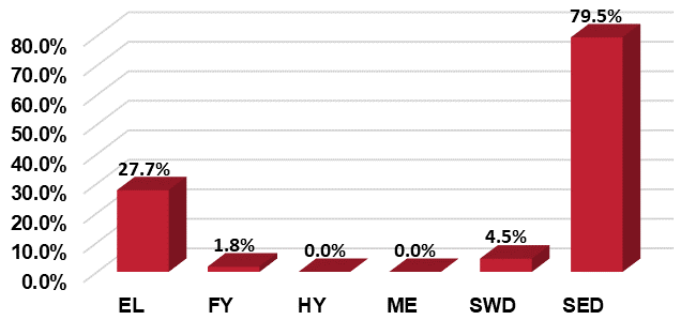
Total Students Enrolled: 112
Total Certificated Staff: 7
Total Classified Staff: 7

Source: February 2022 staff count report

Enrollment

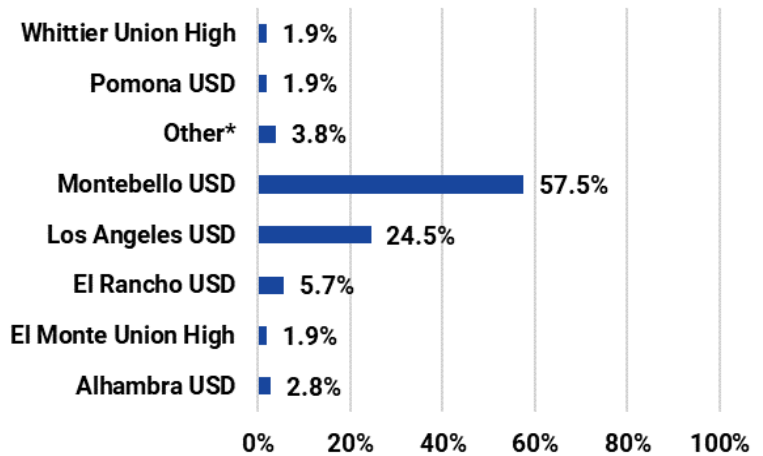


Subgroups



EL-English Learner, FY-Foster Youth, HY-Homeless Youth, ME-Migrant Education, SWD-Students with Disabilities, SED-Socioeconomically Disadvantaged

Districts of Residence



* Bellflower USD, Downey USD, Norwalk-La Mirada USD, Pasadena USD
 Source: October 2021 student enrollment report

2021-22 CA Dashboard

English Language Arts	Low
Mathematics	Medium
Suspension	Very Low 0%
Chronic Absenteeism	Very High 59.3%
English Learner Progress	No Performance Level
Local Indicators	Met

KIPP Poder Public School

Principal: Daisy Salazar-Garza

CMO: KIPP Public Schools




Fiscal Year 2021-2022

KIPP Poder Public School

Net Position

(\$89,705) 
Beginning

 \$119,938
Ending

5% Reserve 

Total Expenditure to
All Staff Salary Percentage:

40%

**Cost Per Pupil:

\$26,768



Books and Supplies
Expenditures:

\$557,708



EXPENSE

\$2,457,811

REVENUE

\$2,667,454

Audit Findings



Yes



No

Resources: Fiscal Year 2021-2022 Annual Audit; *See charter school's audit report, Fiscal Year 2021-2022 Unaudited Actual; **LCFF ADA Data (P-2)

<https://www.kippsocal.org/poder>



Lashon Academy


Principal: Sara Garcia

CMO: N/A

Academic Year 2021-2022 • Authorized Grade Span: TK-8

Fast Facts

District Appeal or Countywide:	District Appeal (Los Angeles USD)	District of Physical Location:	Los Angeles USD
Authorization Date by LACBOE:	2017	Last Renewal:	N/A
Opened:	2014	Current Charter Term:	2018-2025
First Year of Operation with LACBOE:	2018	Facilities' Description:	Prop. 39

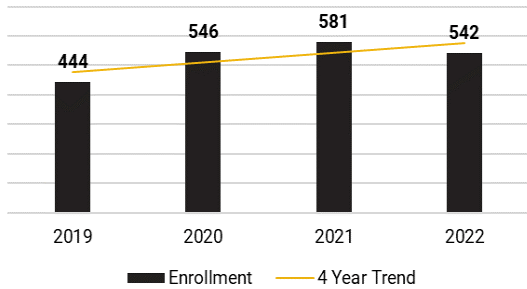


2021-22

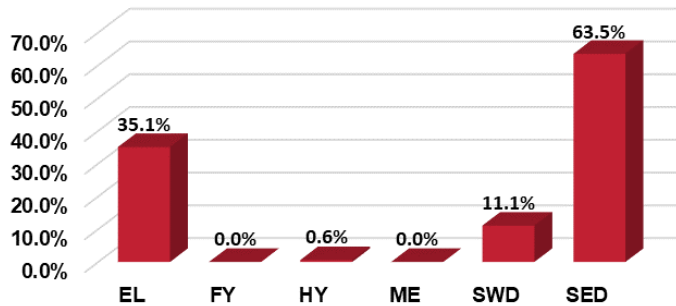
Total Students Enrolled: 542
Total Certificated Staff: 32
Total Classified Staff: 32

Source: February 2022 staff count report

Enrollment

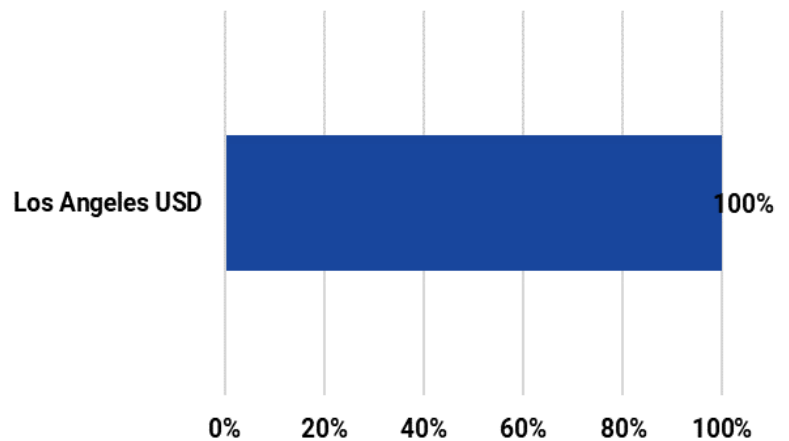


Subgroups



EL-English Learner, FY-Foster Youth, HY-Homeless Youth, ME-Migrant Education, SWD-Students with Disabilities, SED-Socioeconomically Disadvantaged

District of Residence



Source: October 2021 student enrollment report

2021-22 CA Dashboard


English Language Arts	High
Mathematics	Medium
Suspension	Very Low 0%
Chronic Absenteeism	Medium 9.1%
English Learner Progress	Low 39.8%
Local Indicators	Met

Fiscal Year 2021-2022

Lashon Academy

Net Position

\$8,859,990 
Beginning

\$11,096,251 
Ending

195% Reserve 

Total Expenditure to
All Staff Salary Percentage:

70%

**Cost Per Pupil:

\$11,350



Books and Supplies
Expenditures:

\$313,030



EXPENSE

\$5,686,436

REVENUE

\$7,922,697

Audit Findings

Yes

No

Resources: Fiscal Year 2021-2022 Annual Audit; *See charter school's audit report, Fiscal Year 2021-2022 Unaudited Actual; **LCFF ADA Data (P-2)



Lashon Academy-City

Principal: Stacy Lee

CMO: N/A

Academic Year 2021-2022 • Authorized Grade Span: TK-4

Fast Facts

District Appeal or Countywide:	District Appeal (Los Angeles USD)	District of Physical Location:	Los Angeles USD
Authorization Date by LACBOE:	2018	Last Renewal:	N/A
Opened:	2019	Current Charter Term:	2019-2026
First Year of Operation with LACBOE:	2019	Facilities' Description:	Prop. 39

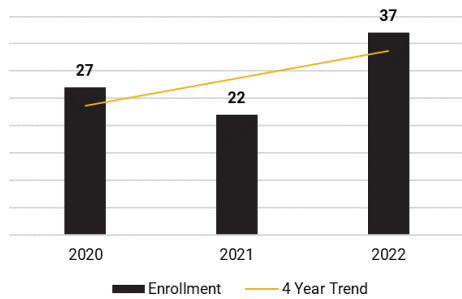


2021-22

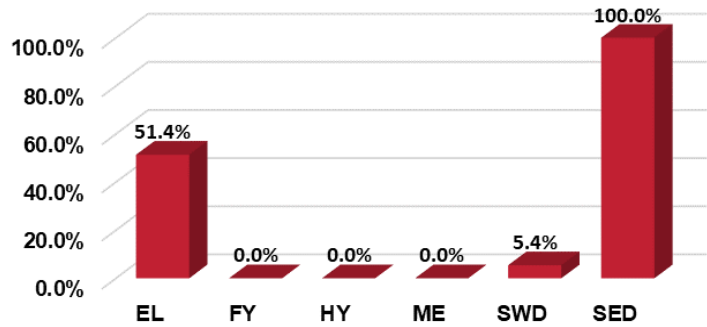
Total Students Enrolled: 37
 Total Certificated Staff: 4
 Total Classified Staff: 4

Source: February 2022 staff count report

Enrollment

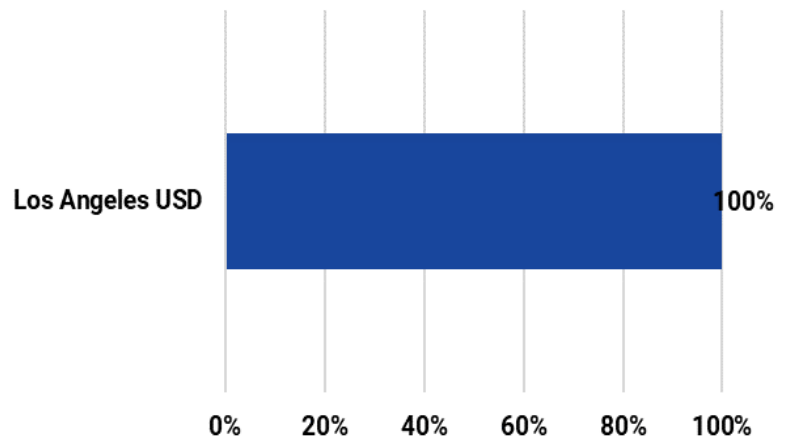


Subgroups



EL-English Learner, FY-Foster Youth, HY-Homeless Youth, ME-Migrant Education, SWD-Students with Disabilities, SED-Socioeconomically Disadvantaged

District of Residence



Source: October 2021 student enrollment report

2021-22 CA Dashboard

English Language Arts	No Performance Level
Mathematics	No Performance Level
Suspension	Very Low 0%
Chronic Absenteeism	Low 4.9%
English Learner Progress	No Performance Level 42.9%*
Local Indicators	Met

* Less than 30 students

Lashon Academy-City

Principal: Stacy Lee

CMO: N/A



Fiscal Year 2021-2022

Lashon Academy City

Net Position

\$459,985
Beginning

\$683,326
Ending

206% Reserve

Total Expenditure to
All Staff Salary Percentage:

66%

**Cost Per Pupil:

\$9,010



Books and Supplies
Expenditures:

\$28,795



EXPENSE

\$326,882

REVENUE

\$550,223

Audit Findings



Yes



No

Resources: Fiscal Year 2021-2022 Annual Audit; *See charter school's audit report, Fiscal Year 2021-2022 Unaudited Actual; **LCFF ADA Data (P-2)

<https://lashonacademy.org/>



Magnolia Science Academy

Principal: Brad Plonka

CMO: Magnolia Public Schools

Academic Year 2021-2022 • Authorized Grade Span: 6-12

Fast Facts

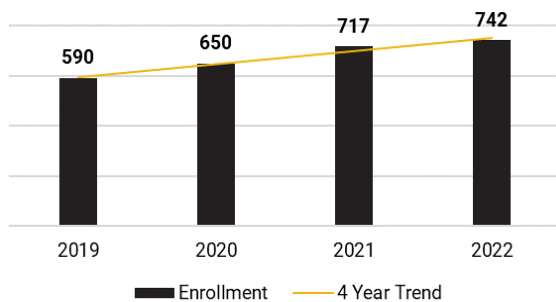
District Appeal or Countywide:	District Appeal (Los Angeles USD)	District of Physical Location:	Pasadena USD
Authorization Date by LACBOE:	2016	Last Renewal:	N/A
Opened:	2002	Current Charter Term:	2017-2024
First Year of Operation with LACBOE:	2017	Facilities' Description:	Private

2021-22

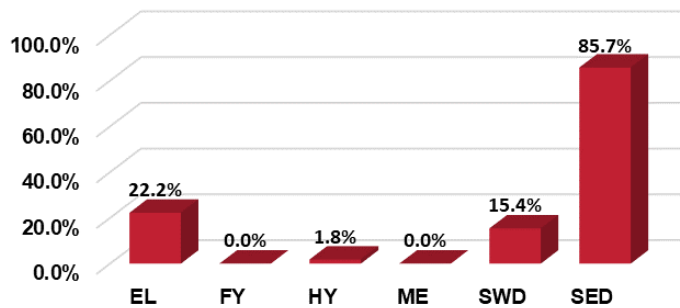
Total Students Enrolled:	742
Total Certificated Staff:	40
Total Classified Staff:	28

Source: February 2022 staff count report

Enrollment



Subgroups

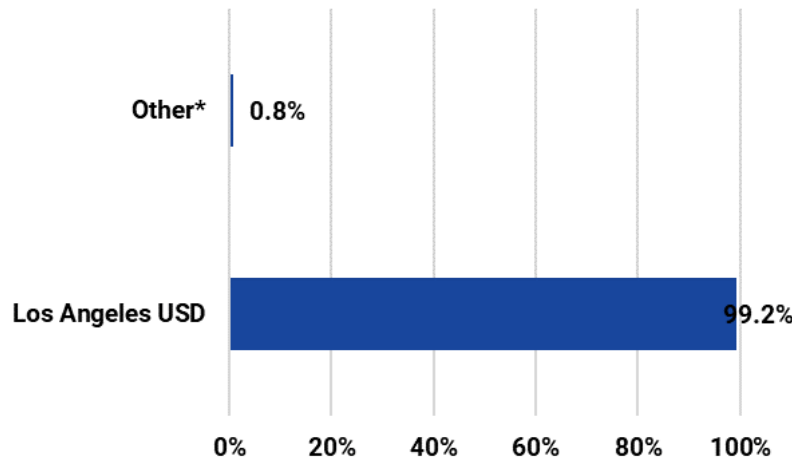


EL-English Learner, FY-Foster Youth, HY-Homeless Youth, ME-Migrant Education, SWD-Students with Disabilities, SED-Socioeconomically Disadvantaged

2021-22 CA Dashboard

English Language Arts	Low
Mathematics	Very Low
Suspension	Low 1.7%
Chronic Absenteeism	Very High 29.9%
English Learner Pro-	Medium 53.6%
Graduation Rate	Very High 95.9%
Local Indicators	Met

Districts of Residence



* Palmdale Elementary, Simi Valley USD, William S Hart Union High

Source: October 2021 student enrollment report

Magnolia Science Academy

Principal: Brad Plonka

CMO: Magnolia Public Schools




Fiscal Year 2021-2022

Magnolia Science Academy

Net Position

\$8,002,068 
Beginning

\$9,528,476 
Ending

81% Reserve

Total Expenditure to
All Staff Salary Percentage:

53%

**Cost Per Pupil:

\$17,524



Books and Supplies
Expenditures:

\$395,117



EXPENSE

\$11,748,328

REVENUE

\$13,319,719

Audit Findings



Yes



No

Resources: Fiscal Year 2021-2022 Annual Audit; *See charter school's audit report, Fiscal Year 2021-2022 Unaudited Actual; **LCFF ADA Data (P-2)

<https://www.msa1.magnoliapublicschools.org/>



Magnolia Science Academy 2

Principal: David Garner

CMO: Magnolia Public Schools

Academic Year 2021-2022 • Authorized Grade Span: 6-12

Fast Facts

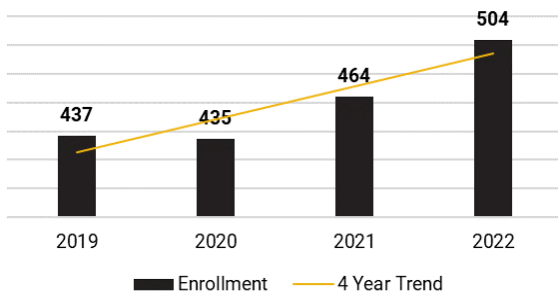
District Appeal or Countywide:	District Appeal (Los Angeles USD)	District of Physical Location:	Los Angeles USD
Authorization Date by LACBOE:	2016	Last Renewal:	N/A
Opened:	2007	Current Charter Term:	2017-2024
First Year of Operation with LACBOE:	2007	Facilities' Description:	Prop. 39

2021-22

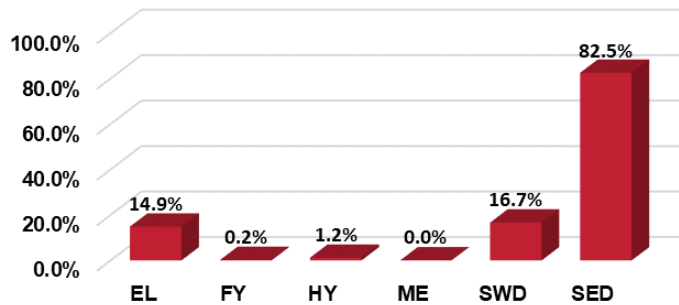
Total Students Enrolled: 504
Total Certificated Staff: 24
Total Classified Staff: 17

Source: February 2022 staff count report

Enrollment

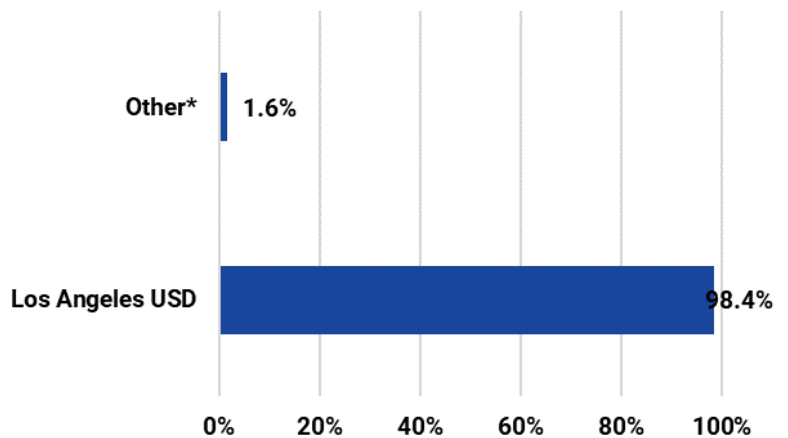


Subgroups



EL-English Learner, FY-Foster Youth, HY-Homeless Youth, ME-Migrant Education, SWD-Students with Disabilities, SED-Socioeconomically Disadvantaged

Districts of Residence



*Antelope Valley Union High, Compton USD, Sulphur Springs Union, William S Hart Union High
 Source: October 2021 student enrollment report

2021-22 CA Dashboard

English Language Arts	Low
Mathematics	Low
Suspension	Very Low 0.4%
Chronic Absenteeism	Very High 27.3%
English Learner Progress	Medium 54.9%
Graduation Rate	Very High 100%
Local Indicators	Met

Magnolia Science Academy 2

Principal: David Garner


CMO: Magnolia Public Schools




Fiscal Year 2021-2022

Magnolia Science Academy 2

Net Position

\$3,041,572 
Beginning

\$3,805,042 
Ending

52% Reserve 

Total Expenditure to
All Staff Salary Percentage:

61%

**Cost Per Pupil:

\$15,706



Books and Supplies
Expenditures:

\$303,727



EXPENSE

\$7,259,775

REVENUE

\$8,023,245

Audit Findings

Yes

No

Resources: Fiscal Year 2021-2022 Annual Audit; *See charter school's audit report, Fiscal Year 2021-2022 Unaudited Actual; **LCFF ADA Data (P-2)

<https://www.msa2.magnoliapublicschools.org/#>



Magnolia Science Academy 3

Principal: Zekeriya Ocel

CMO: Magnolia Public Schools

Academic Year 2021-2022 • Authorized Grade Span: 6-12

Fast Facts

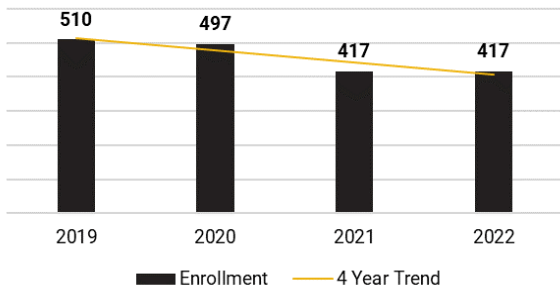
District Appeal or Countywide:	District Appeal (Los Angeles USD)	District of Physical Location:	Los Angeles USD
Authorization Date by LACBOE:	2016	Last Renewal:	N/A
Opened:	2008	Current Charter Term:	2017-2024
First Year of Operation with LACBOE:	2017	Facilities' Description:	Prop. 39

2021-22

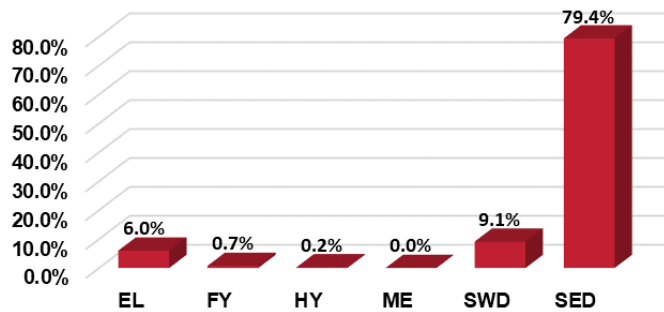
Total Students enrolled: 417
Total Certificated Staff: 22
Total Classified Staff: 17

Source: February 2022 staff count report

Enrollment



Subgroups



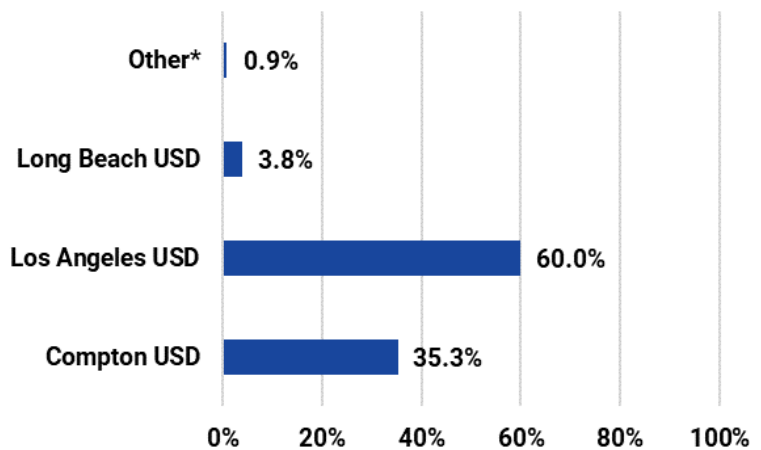
EL-English Learner, FY-Foster Youth, HY-Homeless Youth, ME-Migrant Education, SWD-Students with Disabilities, SED-Socioeconomically Disadvantaged

2021-22 CA Dashboard

English Language Arts	Low
Mathematics	Low
Suspension	Low 1.9%
Chronic Absenteeism	Very High 34.7%
English Learner Progress	No Performance Level 63.6%*
Graduation Rate	Very High 100%
Local Indicators	Met

* Less than 30 students

Districts of Residence



*Bellflower USD, Centinela Valley Union High, Torrance USD,

Source: October 2021 student enrollment report

Magnolia Science Academy 3

Principal: Zakeriya Ocel

CMO: Magnolia Public Schools



Fiscal Year 2021-2022

Magnolia Science Academy 3

Net Position



Total Expenditure to All Staff Salary Percentage:

58%

**Cost Per Pupil:

\$20,883



Books and Supplies Expenditures:

\$222,044



EXPENSE

\$7,406,327

REVENUE

\$7,874,595

Audit Findings



Yes



No

Resources: Fiscal Year 2021-2022 Annual Audit; *See charter school's audit report, Fiscal Year 2021-2022 Unaudited Actual; **LCFF ADA Data (P-2)



Magnolia Science Academy 5

Principal: Ali Kaplan

CMO: Magnolia Public Schools

Academic Year 2021-2022 • Authorized Grade Span: 6-12

Fast Facts

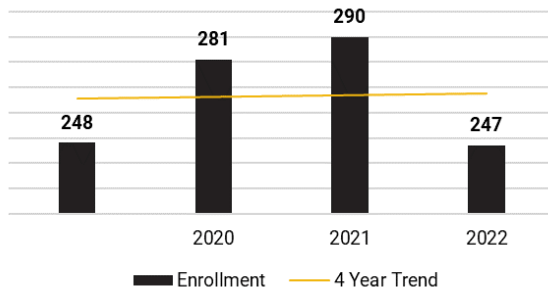
District Appeal or Countywide:	District Appeal (Los Angeles USD)	District of Physical Location:	Los Angeles USD
Authorization Date by LACBOE:	2017	Last Renewal:	N/A
Opened:	2008	Current Charter Term:	2018-2025
First Year of Operation with LACBOE:	2018	Facilities' Description:	Private

2021-22

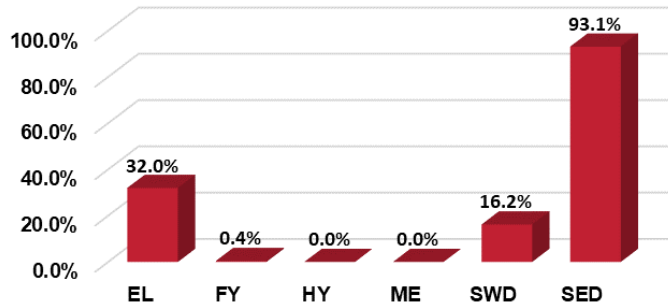
Total Students Enrolled:	247
Total Certificated Staff:	15
Total Classified Staff:	10

Source: February 2022 staff count report

Enrollment



Subgroups



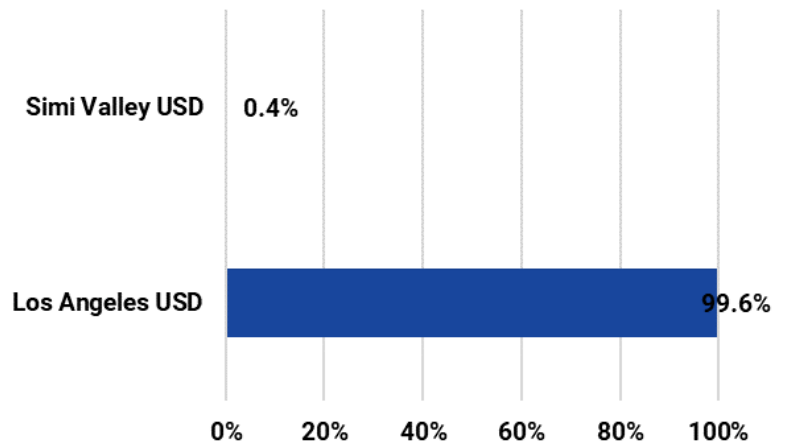
EL-English Learner, FY-Foster Youth, HY-Homeless Youth, ME-Migrant Education, SWD-Students with Disabilities, SED-Socioeconomically Disadvantaged

2021-22 CA Dashboard

English Language Arts	Medium
Mathematics	Low
Suspension	Very Low 0.4%
Chronic Absenteeism	Very High 30.3%
English Learner Progress	Very High 67.7%
Graduation Rate	No Performance Level 96.4%*
Local Indicators	Met

* Less than 30 students

Districts of Residence



Source: October 2021 student enrollment report

Magnolia Science Academy 5

Principal: Ali Kaplan


CMO: Magnolia Public Schools




Fiscal Year 2021-2022

Magnolia Science Academy 5

Net Position

\$3,033,303 
Beginning

\$3,694,602 
Ending

100% Reserve 

Total Expenditure to
All Staff Salary Percentage:

68%

**Cost Per Pupil:

\$16,742



Books and Supplies
Expenditures:

\$104,875



EXPENSE

\$3,684,542

REVENUE

\$4,345,841

Audit Findings

Yes

No

Resources: Fiscal Year 2021-2022 Annual Audit; *See charter school's audit report, Fiscal Year 2021-2022 Unaudited Actual; **LCFF ADA Data (P-2)

<https://www.msa5.magnoliapublicschools.org/#>



North Valley Military Institute

Superintendent: Mark Ryan

CMO: N/A

Academic Year 2021-2022 • Authorized Grade Span: 6-12

Fast Facts

District Appeal or Countywide:	District Appeal (Los Angeles USD)	District of Physical Location:	Los Angeles USD
Authorization Date by LACBOE:	2018	Last Renewal:	N/A
Opened:	2003	Current Charter Term:	2018-2025
First Year of Operation with LACBOE:	2018	Facilities' Description:	Prop 39

2021-22

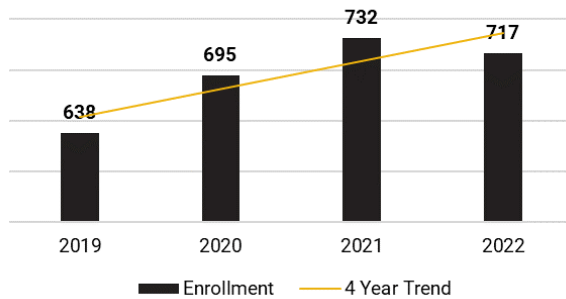
Total Students Enrolled: 717

Total Certificated Staff: 52

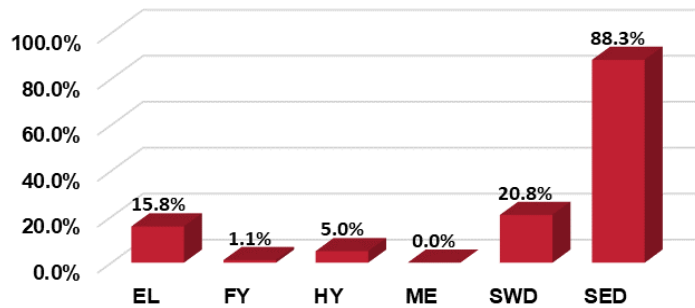
Total Classified Staff: 78

Source: February 2022 staff count report

Enrollment

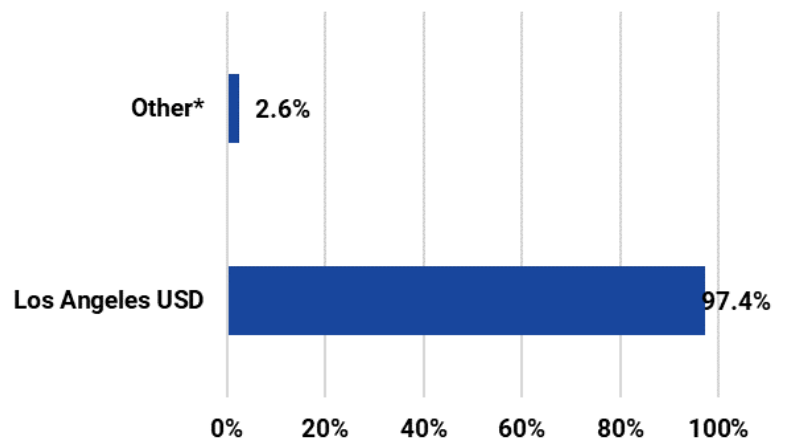


Subgroups



EL-English Learner, FY-Foster Youth, HY-Homeless Youth, ME-Migrant Education, SWD-Students with Disabilities, SED-Socioeconomically Disadvantaged

Districts of Residence



* Anaheim Union High, Antelope Valley Union High, Bonita USD, Compton USD, Glendale USD, Keppel Union Elementary, Lancaster Elementary, Montebello USD, Palmdale Elementary, Pasadena USD
Source: October 2021 student enrollment report

2021-22 CA Dashboard

English Language Arts	Very Low
Mathematics	Very Low
Suspension	Very Low 0%
Chronic Absenteeism	Medium 9.7%
English Learner Progress	Very Low 34.7%
Graduation Rate	High 94%
Local Indicators	Met

ADDRESS: 12105 Allegheny Street, Sun Valley CA 91352
SITE 2: 10965 Mount Gleason Avenue, Tujunga, CA 91040
SITE 3: 13356 Eldridge Avenue, Sylmar, California 91342

Sources: DataQuest <https://dq.cde.ca.gov/>;
CADashboard <https://www.caschooldashboard.org/>

North Valley Military Institute

Superintendent: Mark Ryan

CMO: N/A



Fiscal Year 2021-2022

North Valley Military Institute

Net Position

\$2,869,708

Beginning

\$3,235,635

Ending

19% Reserve

Total Expenditure to
All Staff Salary Percentage:

70%

**Cost Per Pupil:

\$24,673



Books and Supplies
Expenditures:

\$871,867



EXPENSE

\$17,234,793

REVENUE

\$17,600,720

Audit Findings



Yes



No

Resources: Fiscal Year 2021-2022 Annual Audit; *See charter school's audit report, Fiscal Year 2021-2022 Unaudited Actual; **LCFF ADA Data (P-2)



Odyssey Charter School

Executive Director: Lauren O’Neill

CMO: N/A

Academic Year 2021-2022 • Authorized Grade Span: TK-8

Fast Facts

District Appeal or Countywide:	District Appeal (South Pasadena USD)	District of Physical Location:	South Pasadena USD
Authorization Date by LACBOE:	1999	Last Renewal:	2019
Opened:	1999	Current Charter Term:	2019-2026
First Year of Operation with LACBOE:	1999	Facilities’ Description:	Prop. 39



2021-22

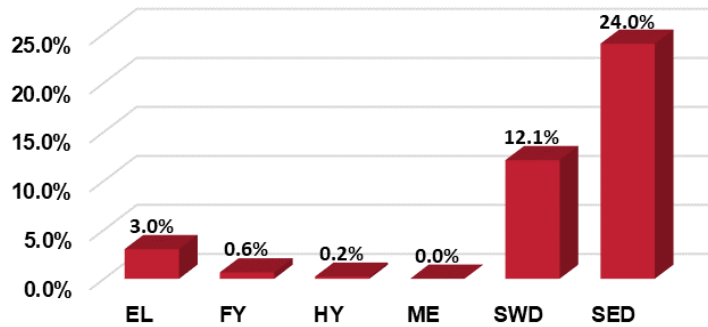
Total Students Enrolled: 463

Total Certificated Staff: 28

Total Classified Staff: 30

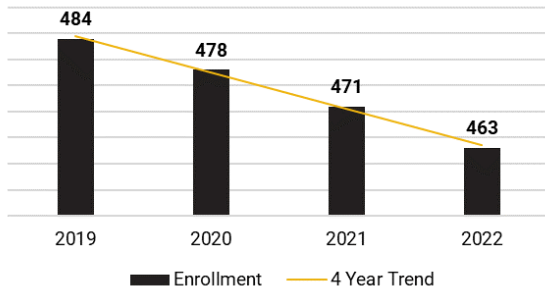
Source: February 2022 staff count report

Subgroups

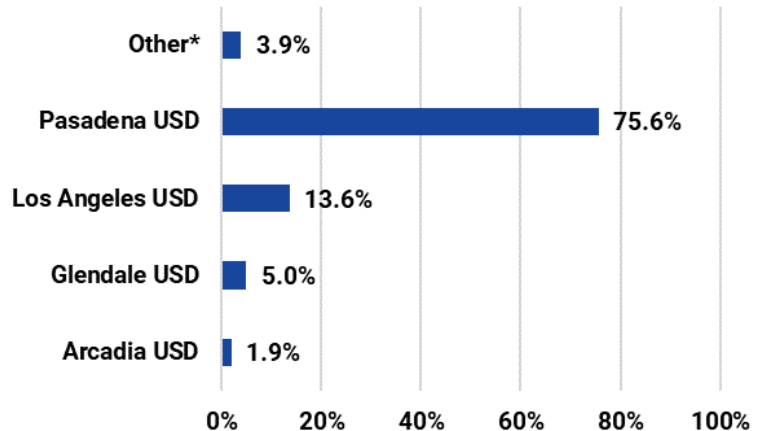


EL-English Learner, FY-Foster Youth, HY-Homeless Youth, ME-Migrant Education, SWD-Students with Disabilities, SED-Socioeconomically Disadvantaged

Enrollment



Districts of Residence



* Alhambra USD, Bonita USD, Duarte USD, El Monte City, Garvey Elementary, Glendora USD, La Canada USD, Monrovia USD, Rosemead Elementary, South Pasadena USD

Source: October 2021 student enrollment report

2021-22 CA Dashboard


English Language Arts	Very High
Mathematics	High
Suspension	Medium 2.6%
Chronic Absenteeism	High 16.8%
English Learner Progress	No Performance Level
Local Indicators	Met

Fiscal Year 2021-2022

Odyssey Charter School

Net Position

\$4,110,519 
Beginning

\$4,627,839 
Ending

83% Reserve

Total Expenditure to
All Staff Salary Percentage:

71%

**Cost Per Pupil:

\$12,928



Books and Supplies
Expenditures:

\$385,236



EXPENSE

\$5,587,021

REVENUE

\$6,104,341

Audit Findings

Yes

No

Resources: Fiscal Year 2021-2022 Annual Audit; *See charter school's audit report, Fiscal Year 2021-2022 Unaudited Actual; **LCFF ADA Data (P-2)

Russell Westbrook Why Not? Middle



Principal: Justin Shahbaz

CMO: LA Promise Fund

Academic Year 2021-2022 • Authorized Grade Span: 6-8

Fast Facts

District Appeal or Countywide:	District Appeal (Los Angeles USD)	District of Physical Location:	Los Angeles USD
Authorization Date by LACBOE:	2016	Last Renewal:	N/A
Opened:	2016	Current Charter Term:	2021-2026
First Year of Operation with LACBOE:	2016	Facilities' Description:	Prop. 39

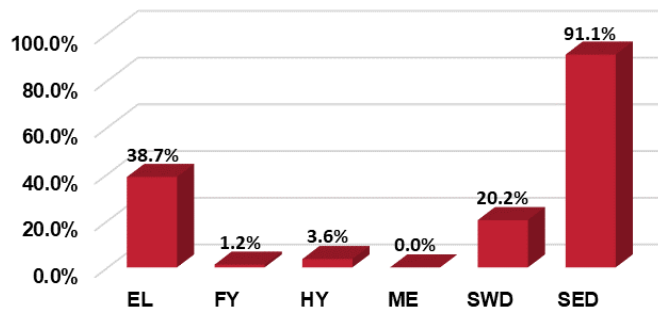


2021-22

Total Students Enrolled: 168
 Total Certificated Staff: 17
 Total Classified Staff: 20

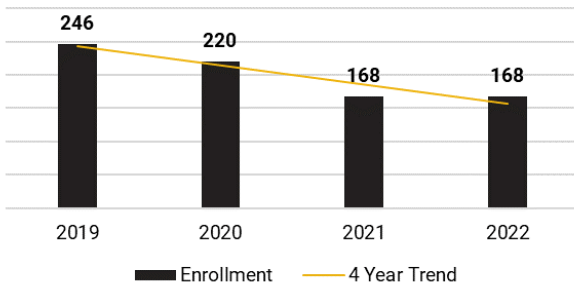
Source: February 2022 staff count report

Subgroups

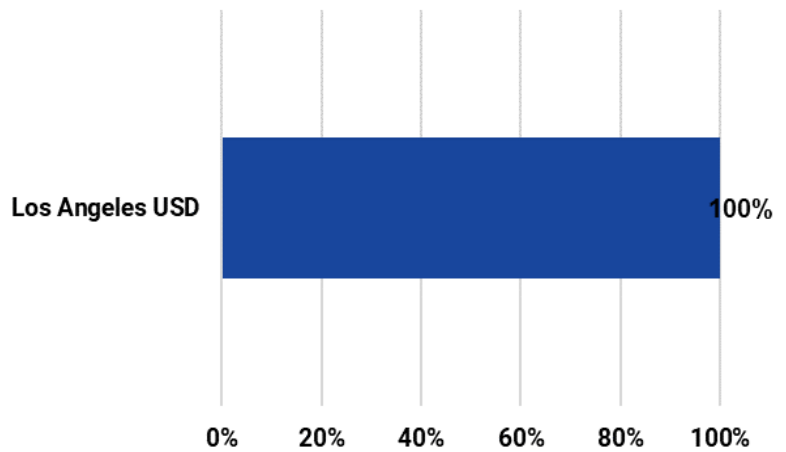


EL-English Learner, FY-Foster Youth, HY-Homeless Youth, ME-Migrant Education, SWD-Students with Disabilities, SED-Socioeconomically Disadvantaged

Enrollment



District of Residence



Source: October 2021 student enrollment report

2021-22 CA Dashboard

English Language Arts	Very Low
Mathematics	Very Low
Suspension	Low 1%
Chronic Absenteeism	Very High 44.3%
English Learner Progress	High 55.4%
Local Indicators	Not Met

Russell Westbrook Why Not? Middle

Principal: Justin Shahbaz


CMO: LA Promise Fund



Fiscal Year 2021-2022

Russell Westbrook Why Not? Middle School

Net Position

\$1,961,797 
Beginning

\$1,971,031 
Ending

61% Reserve 

Total Expenditure to
All Staff Salary Percentage:

54%

**Cost Per Pupil:

\$21,941



Books and Supplies
Expenditures:

\$220,376



EXPENSE

\$3,237,614

REVENUE

\$3,246,848

Audit Findings

Yes

No

Resources: Fiscal Year 2021-2022 Annual Audit; *See charter school's audit report, Fiscal Year 2021-2022 Unaudited Actual; **LCFF ADA Data (P-2)

<https://russellwestbrookwhynotms.org/>

Russell Westbrook Why Not? High



Principal: Zeidy Revolorio

CMO: LA Promise Fund

Academic Year 2021-2022 • Authorized Grade Span: 9-12

Fast Facts

District Appeal or Countywide:	District Appeal (Los Angeles USD)	District of Physical Location:	Los Angeles USD
Authorization Date by LACBOE:	2016	Last Renewal:	N/A
Opened:	2017	Current Charter Term:	2021-2026
First Year of Operation with LACBOE:	2017	Facilities' Description:	2 Sites/Private

2021-22

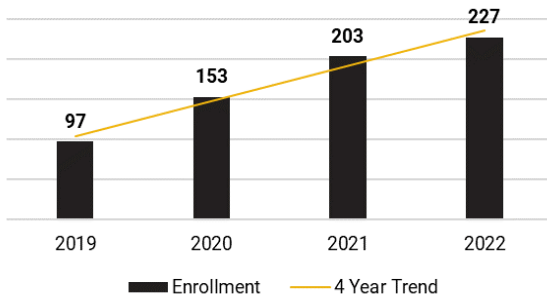
Total Students Enrolled: 227

Total Certificated Staff: 26

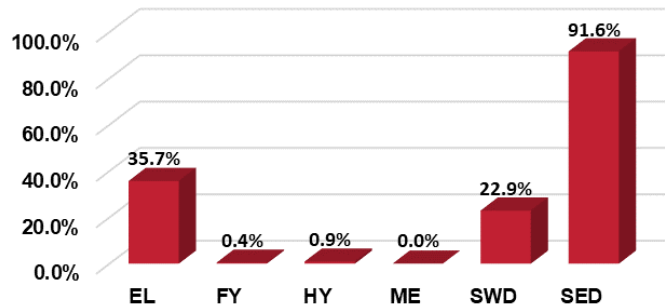
Total Classified Staff: 28

Source: February 2022 staff count report

Enrollment

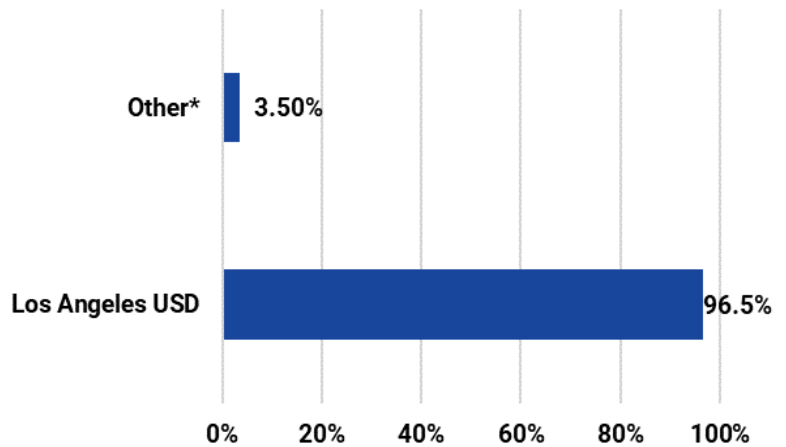


Subgroups



EL-English Learner, FY-Foster Youth, HY-Homeless Youth, ME-Migrant Education, SWD-Students with Disabilities, SED-Socioeconomically Disadvantaged

Districts of Residence



* Centinela Valley Union High, Compton USD, Downey USD, Long Beach USD, Lynwood USD, Pasadena USD

Source: October 2021 student enrollment report

2021-22 CA Dashboard

English Language Arts	Low
Mathematics	Very Low
Suspension	Medium 1.9%
English Learner Progress	Very High 66.7%
Graduation Rate	Low 78.8%
Local Indicators	Not Met

ADDRESS: 4210 E. Gage Avenue, Bell, CA 90201
SITE 2: 1755 W. 52nd Street, Los Angeles, CA 90062

Sources: DataQuest <https://dq.cde.ca.gov/>;
CADashboard <https://www.caschooldashboard.org/>

Russell Westbrook Why Not? High

Principal: Zeidy Revolorio


CMO: LA Promise Fund




Fiscal Year 2021-2022

Russell Westbrook Why Not? High School

Net Position

\$1,593,401 
Beginning

\$1,706,673 
Ending

33% Reserve 

Total Expenditure to
All Staff Salary Percentage:

46%

**Cost Per Pupil:

\$25,873



Books and Supplies
Expenditures:

\$257,059



EXPENSE

\$5,154,895

REVENUE

\$5,268,167

Audit Findings



Yes



No

Resources: Fiscal Year 2021-2022 Annual Audit; *See charter school's audit report, Fiscal Year 2021-2022 Unaudited Actual; **LCFF ADA Data (P-2)

<https://russellwestbrookwhynoths.org/>



Soleil Academy

Executive Director: **Beatriz Gutierrez**

CMO: N/A

Academic Year 2021-2022 • Authorized Grade Span: TK-4

Fast Facts

District Appeal or Countywide:	District Appeal (Lynwood USD)	District of Physical Location:	Lynwood USD
Authorization Date by LACBOE:	2017	Last Renewal:	2021
Opened:	2017	Current Charter Term:	2021-2026
First Year of Operation with LACBOE:	2018	Facilities' Description:	2 Sites/Prop. 39



2021-22

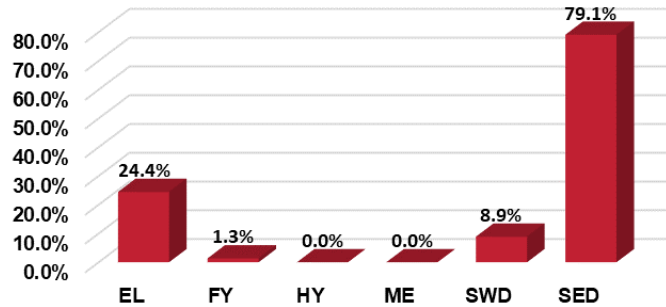
Total Students Enrolled: 225

Total Certificated Staff: 17

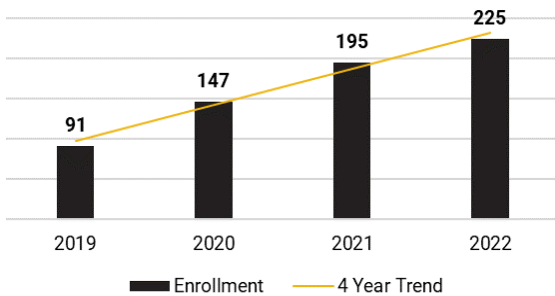
Total Classified Staff: 15

Source: February 2022 staff count report

Subgroups

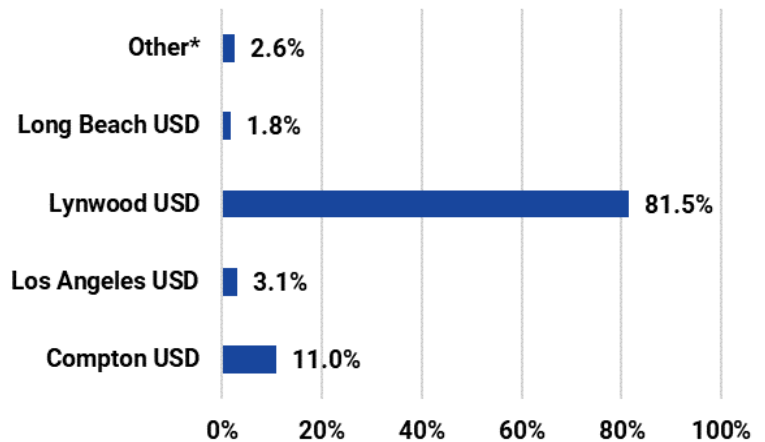


Enrollment



EL-English Learner, FY-Foster Youth, HY-Homeless Youth, ME-Migrant Education, SWD-Students with Disabilities, SED-Socioeconomically Disadvantaged

Districts of Residence



2021-22 CA Dashboard


English Language Arts	Low
Mathematics	Low
Suspension	Very Low 0%
Chronic Absenteeism	Very High 27.9%
English Learner Progress	High 55.8%
Local Indicators	Met


* ABC USD, Downey USD, Bassett USD, Hawthorne SD, Paramount USD
Source: October 2021 student enrollment report

Fiscal Year 2021-2022

Soleil Academy

Net Position

\$1,457,766 
Beginning

\$1,502,752 
Ending

40% Reserve 

Total Expenditure to
All Staff Salary Percentage:

61%

**Cost Per Pupil:

\$18,354



Books and Supplies
Expenditures:

\$76,852



EXPENSE

\$3,733,564

REVENUE

\$3,778,550

Audit Findings



Yes



No

Resources: Fiscal Year 2021-2022 Annual Audit; *See charter school's audit report, Fiscal Year 2021-2022 Unaudited Actual; **LCFF ADA Data (P-2)



EDUCATE • ELEVATE • ADVANCE

T.I.M.E. Community Schools

Executive Director: Gabriel Ramirez

CMO: N/A

Academic Year 2021-2022 • Authorized Grade Span: 9-12

Fast Facts

District Appeal or Countywide:	District Appeal (Montebello USD)	District of Physical Location:	Montebello USD
Authorization Date by LACBOE:	Authorized by SBE	Last Renewal:	N/A
Opened:	2021	Current Charter Term:	2020-2025
First Year of Operation with LACBOE:	2021	Facilities' Description:	Prop 39

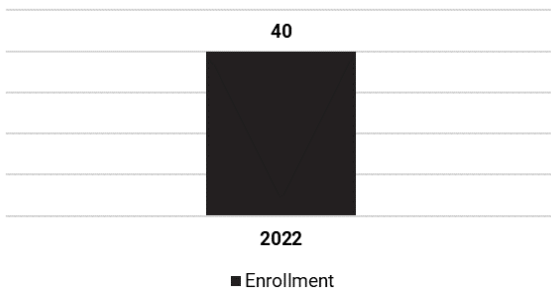


2021-22

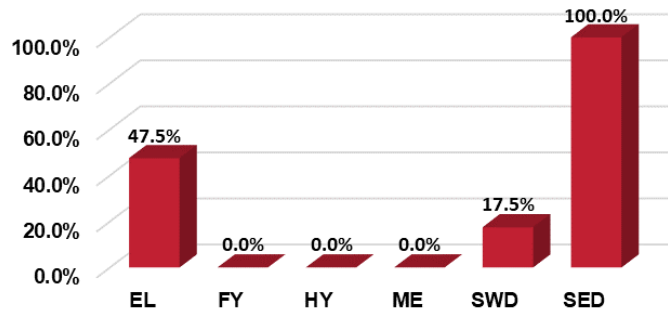
Total Students Enrolled: 40
Total Certificated Staff: 9
Total Classified Staff: 4

Source: February 2022 staff count report

Enrollment

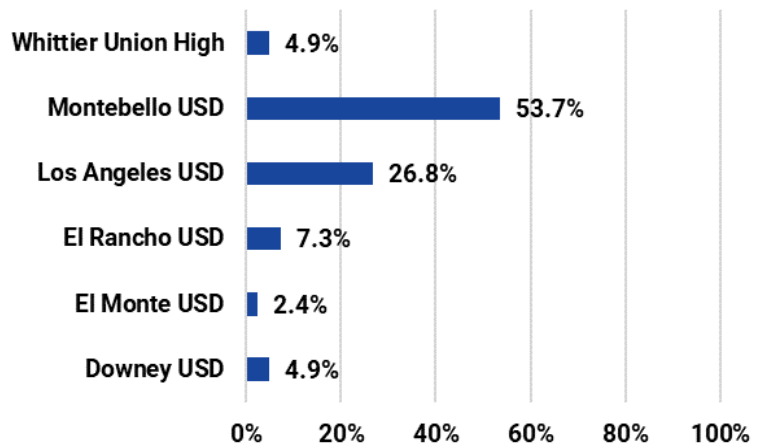


Subgroups



EL-English Learner, FY-Foster Youth, HY-Homeless Youth, ME-Migrant Education, SWD-Students with Disabilities, SED-Socioeconomically Disadvantaged

Districts of Residence



Source: October 2021 student enrollment report

2021-22 CA Dashboard

English Language Arts	No Performance Level
Mathematics	No Performance Level
Suspension	High 9.4%
English Learner Progress	No Performance Level 40%*
Graduation Rate	No Performance Level
Local Indicators	Not Met

* Less than 30 students

ADDRESS: 482 North Garfield Ave, Montebello CA 90640

Sources: DataQuest <https://dq.cde.ca.gov/>;
 CADashboard <https://www.caschooldashboard.org/>



Fiscal Year 2021-2022

T.I.M.E. Community Schools

Net Position



Total Expenditure to All Staff Salary Percentage:

63%

****Cost Per Pupil:**

\$31,613

Books and Supplies Expenditures:

\$58,263




EXPENSE	\$1,086,537
REVENUE	\$708,430

Audit Findings

Yes No

Resources: Fiscal Year 2021-2022 Annual Audit; *See charter school's audit report, Fiscal Year 2021-2022 Unaudited Actual; **LCFF ADA Data (P-2)



Valiente College Preparatory Charter

Executive Director: Jason Marin

CMO: N/A

Academic Year 2021-2022 • Authorized Grade Span: 5-8

Fast Facts

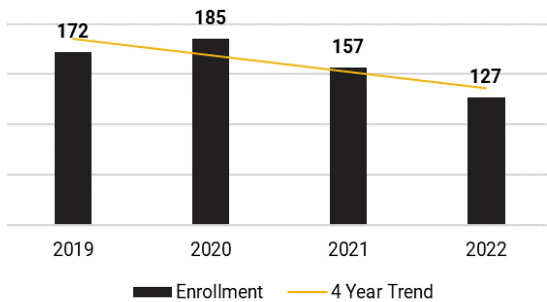
District Appeal or Countywide:	District Appeal (Los Angeles USD)	District of Physical Location:	Los Angeles USD
Authorization Date by LACBOE:	2015	Last Renewal:	2018
Opened:	2015	Current Charter Term:	2019-2026
First Year of Operation with LACBOE:	2015	Facilities' Description:	Prop. 39

2021-22

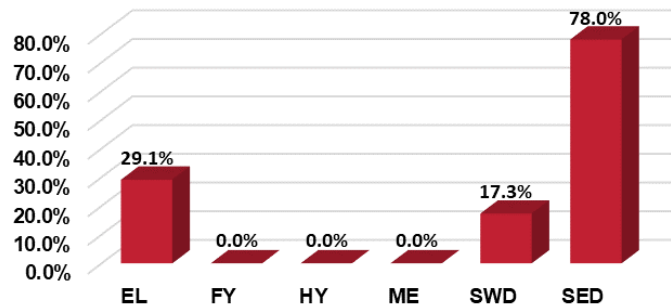
Total Students Enrolled:	127
Total Certificated Staff:	16
Total Classified Staff:	10

Source: February 2022 staff count report

Enrollment



Subgroups

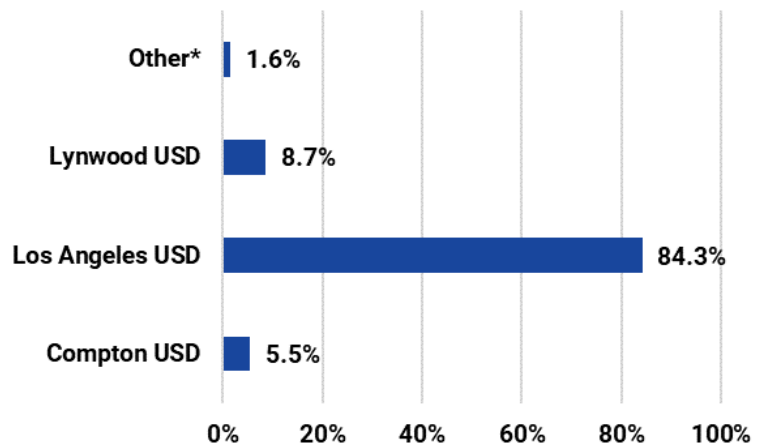


EL-English Learner, FY-Foster Youth, HY-Homeless Youth, ME-Migrant Education, SWD-Students with Disabilities, SED-Socioeconomically Disadvantaged

2021-22 CA Dashboard

English Language Arts	Low
Mathematics	Low
Suspension	High 8.2%
Chronic Absenteeism	Very High 35.8%
English Learner Progress	Very High 81.8%
Local Indicators	Not Met

Districts of Residence




* Hawthorne SD, Montebello USD

Source: October 2021 student enrollment report

Valiente College Preparatory Charter

Executive Director: Jason Marin


CMO: N/A



Fiscal Year 2021-2022

Valiente College Preparatory

Net Position

\$1,686,564 
Beginning

\$1,834,188 
Ending

72% Reserve 

Total Expenditure to
All Staff Salary Percentage:

61%

**Cost Per Pupil:

\$22,019



Books and Supplies
Expenditures:

\$66,386



EXPENSE

\$2,551,334

REVENUE

\$2,698,958

Audit Findings



Yes



No

Resources: Fiscal Year 2021-2022 Annual Audit; *See charter school's audit report, Fiscal Year 2021-2022 Unaudited Actual; **LCFF ADA Data (P-2)

<https://www.valientecollegeprep.org/>



We The People High School

Executive Director: Anita Ravi

CMO: N/A

Academic Year 2021-2022 • Authorized Grade Span: 9-12

Fast Facts

District Appeal or Countywide:	District Appeal (Long Beach USD)	District of Physical Location:	Long Beach USD
Authorization Date by LACBOE:	2018	Last Renewal:	N/A
Opened:	2020	Current Charter Term:	2019-2026
First Year of Operation with LACBOE:	2019	Facilities' Description:	Private



2021-22

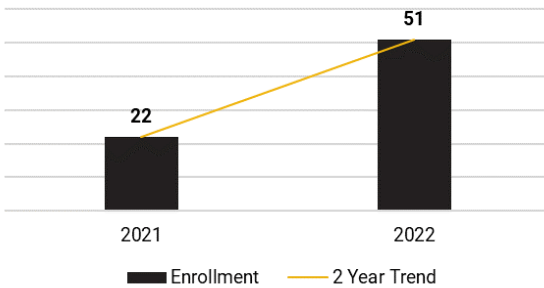
Total Students Enrolled: 51

Total Certificated Staff: 9

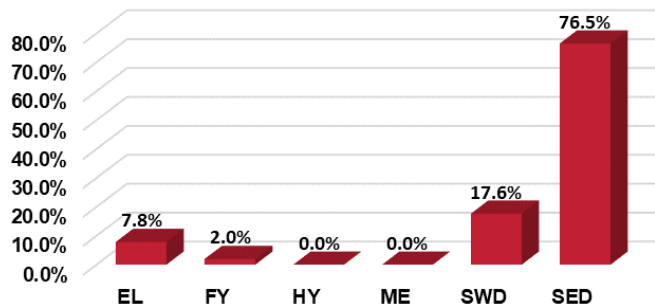
Total Classified Staff: 1

Source: February 2022 staff count report

Enrollment

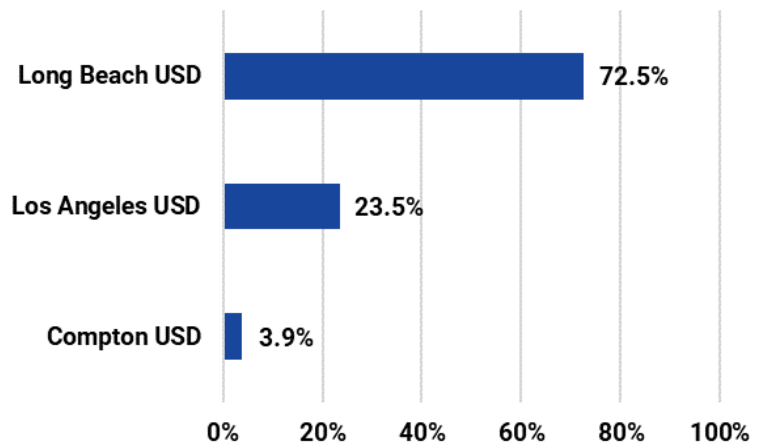


Subgroups



EL-English Learner, FY-Foster Youth, HY-Homeless Youth, ME-Migrant Education, SWD-Students with Disabilities, SED-Socioeconomically Disadvantaged

Districts of Residence



Source: October 2021 student enrollment report

2021-22 CA Dashboard

English Language Arts	No Performance Level
Mathematics	No Performance Level
Suspension	High 9.9%
English Learner Progress	No Performance Level
Graduation Rate	No Performance Level
Local Indicators	Not Met

We The People High School

Executive Director: Anita Ravi

CMO: N/A



Fiscal Year 2021-2022

We the People High

Net Position

\$128,808

Beginning

\$24,271

Ending

2% Reserve

Total Expenditure to
All Staff Salary Percentage:

49%

**Cost Per Pupil:

\$22,797



Books and Supplies
Expenditures:

\$37,937



EXPENSE

\$1,018,324

REVENUE

\$913,787

Audit Findings



Yes



No

Resources: Fiscal Year 2021-2022 Annual Audit; *See charter school's audit report, Fiscal Year 2021-2022 Unaudited Actual; **LCFF ADA Data (P-2)

<https://wethepeopleps.org/>



Los Angeles County Office of Education

Serving Students ■ Supporting Communities ■ Leading Educators