

Charter School Office
Annual
Charter Schools
Data Book

2023-2024



Los Angeles County
Office of Education

Contents

Framing Our Future - Vision and Mission Statements	3
Los Angeles County Board of Education Members and Superintendent	4
Charter Schools and Los Angeles County Office of Education Demographics	6
Charter School Locations	8
Alma Fuerte Public	9
Animo City of Champions Charter High	11
Aspire Antonio Maria Lugo Academy	13
Aspire Ollin University Preparatory Academy	15
Bridges Preparatory Academy	17
Da Vinci RISE High	19
Environmental Charter Middle - Gardena	21
Environmental Charter Middle - Inglewood	23
Environmental Charter High - Gardena	25
Intellectual Virtues Academy	27
Jardin de la Infancia	29
KIPP Poder	31
Lashon Academy	33
Lashon Academy City	35
Magnolia Science Academy	37
Magnolia Science Academy 2	39
Magnolia Science Academy 3	41
Magnolia Science Academy 5	43
Odyssey Charter	45
Russell Westbrook Why Not? Middle School	47
Russell Westbrook Why Not? High School	49
Soleil Academy	51
The SEED School of Los Angeles County	53
Valiente College Preparatory Charter	55
We the People High	57
Acronyms & Abbreviations	59
Glossary of Fiscal Terms	60



FRAMING OUR FUTURE



LACOE VISION:
A culture of
excellence in all
we do.



LACOE MISSION:
Improving the lives of
students and our
educational community
through service,
leadership and advocacy.

LACOE CSO VISION:

To be a global model in which all
educational partners work
collaboratively in building a
community where all students have
high quality, unique, and equitable
educational options that are
responsive to their needs.



LACOE CSO MISSION:

LACOE CSO will work to improve the
quality and equitable access of
education while working
collaboratively with local, state, and
national partners within education by
increasing the effectiveness and
responsiveness of charter schools and
authorizing agencies, advocating for
policy improvement and upholding
the public interest.





**Los Angeles County
Office of Education**

LOS ANGELES COUNTY BOARD OF EDUCATION MEMBERS



Stanley L. Johnson, Jr., Ph.D.

Board President

Johnson_Stanley@lacoed.edu



James Cross

Board Vice President

Cross_James@lacoed.edu



Michele Breslauer, Esq., CWLS

Member

Breslauer_Michele@lacoed.edu



Yvonne Chan, Ed.D.

Member

Chan_Yvonne@lacoed.edu



Andrea Foggy-Paxton

Member

Foggy-Paxton_Andrea@lacoed.edu



Betty Forrester

Member

Forrester_Betty@lacoed.edu



Theresa Montaña, Ed.D.

Member

Montano_Theresa@lacoed.edu



COUNTY SUPERINTENDENT OF SCHOOLS



Debra Duardo, M.S.W., Ed.D.
Duardo_Debra@lacoed.edu


LACOE is governed by the Los Angeles County Board of Education (LACBOE), whose seven members are appointed by the County Board of Supervisors to two- and four-year terms. The Board of Education establishes LACOE policies and governs the Los Angeles County High School for the Arts and International Polytechnic High School.

Each of the county's 80 school districts and 13 Community College districts is autonomous, with each district's board of education managing its budget and setting its policies. In general, the Los Angeles County Board of Education's only direct authority over local districts is in matters of inter-district attendance appeals, school district boundary changes and expulsion appeals.

As a Chartering Authority, the Los Angeles County Board of Education has primary responsibility for monitoring and oversight of the charter schools it authorizes, as well as the authority to reauthorize and revoke these charters if the schools do not meet the conditions of their charters or of law. The County Board receives some types of charter petitions directly and receives others only on appeal after denial by a school district board. The County Board delegates the administrative functions of receiving, reviewing, and reporting on charter petitions to the County Superintendent.

LACOE's Charter School Office (CSO) accepts charter petitions and revocation appeals on behalf of the Los Angeles County Board of Education and is responsible for facilitating the petition review and appeal process. The CSO also coordinates the monitoring and oversight of charters authorized by the County Board and provides general information and technical assistance to both county and district authorized charters.

AF ALMA FUERTE
PUBLIC SCHOOL



Charter Schools Authorized or Monitored by the Los Angeles County Board of Education 25 Charter Schools During 2023-24

Authorized Grade Levels	
# of Schools	Grades Served
1	TK-1
1	TK-2
2	TK-5
1	TK-6
3	TK-8
1	5-8
4	6-8
5	6-12
7	9-12

The LA County Office of Education is committed to racial equity and social justice by ensuring equal access and opportunities for all students. Student demographic data is reviewed to determine the extent to which each charter school's student enrollment demographics are equitable and reflective of the district boundaries of the local school district in which it resides.

Combined 2023-24 student race/ethnicity demographic data of all LACOE-monitored charter schools reflected that 77% of students were Hispanic or Latino, 12% African American (AA), 7% White, 1% Asian, 1% Filipino, and 2% as Other. This indicates that LACOE-monitored charter schools as a whole serve higher percentages of both African American and Hispanic or Latino students than LA County as a whole, with lower percentages of Asian, Filipino, and White students. These LACOE-monitored charter schools also serve higher percentages of Socio-Economically Disadvantaged (SED) students, Students with Disabilities (SWD), with lower percentages of Students Experiencing Homelessness, English Learners, and a similar percentage of Foster Youth students.

Figure 1 below shows student race/ethnicity demographic data from 2023-24 for charter schools monitored by the LA County Board of Education, and Figure 2 shows the student race/ethnicity demographics of the County overall. Figure 3 shows program participation demographic data for both the charter schools monitored by the County Board of Education and the County overall.

Figure 1: LA County Board of Education-Authorized Charter School Student Race/Ethnicity Demographics

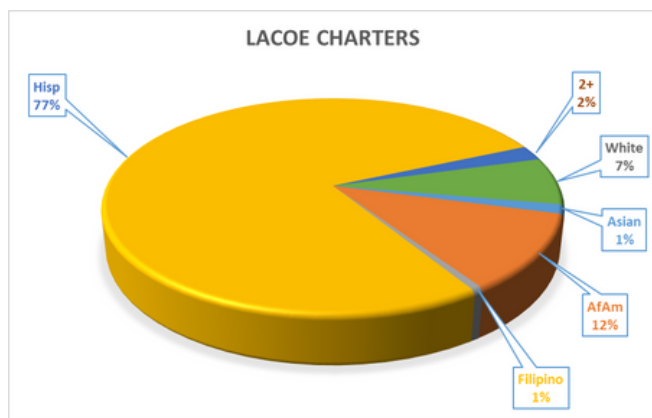


Figure 2: Los Angeles County Overall Student Race/Ethnicity Demographics

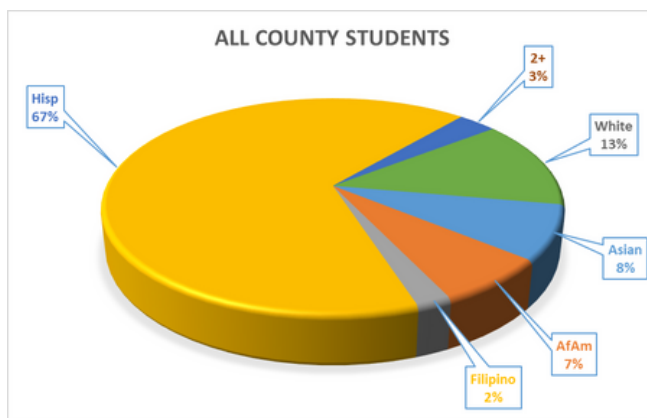


Figure 3: LA County Board of Education-Authorized Charter School Student Program Participation Demographics

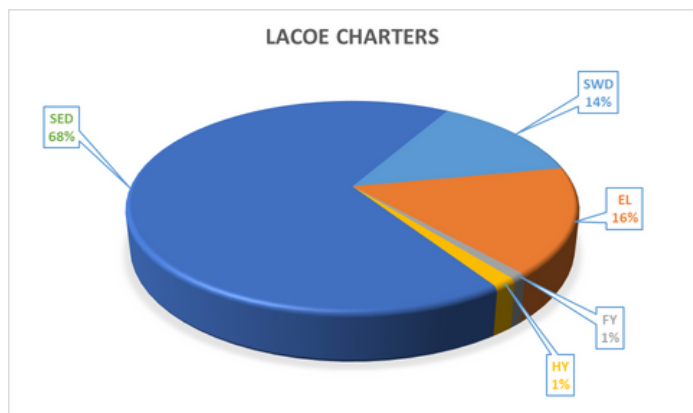
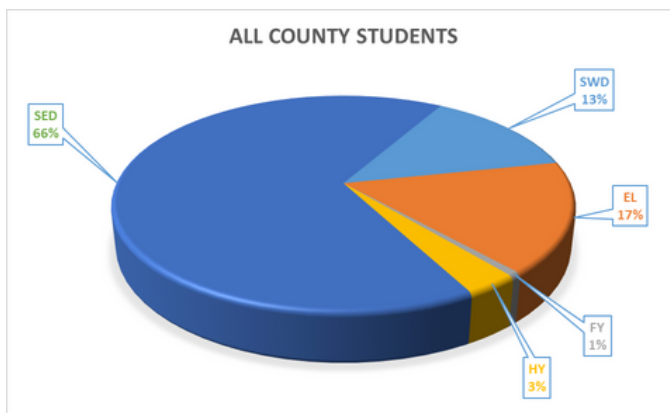


Figure 4: Los Angeles County Overall Student Program Participation Demographics



Source: CDE Census Day Enrollment by School at <https://www.cde.ca.gov/ds/ad/enroll/downdata.asp>

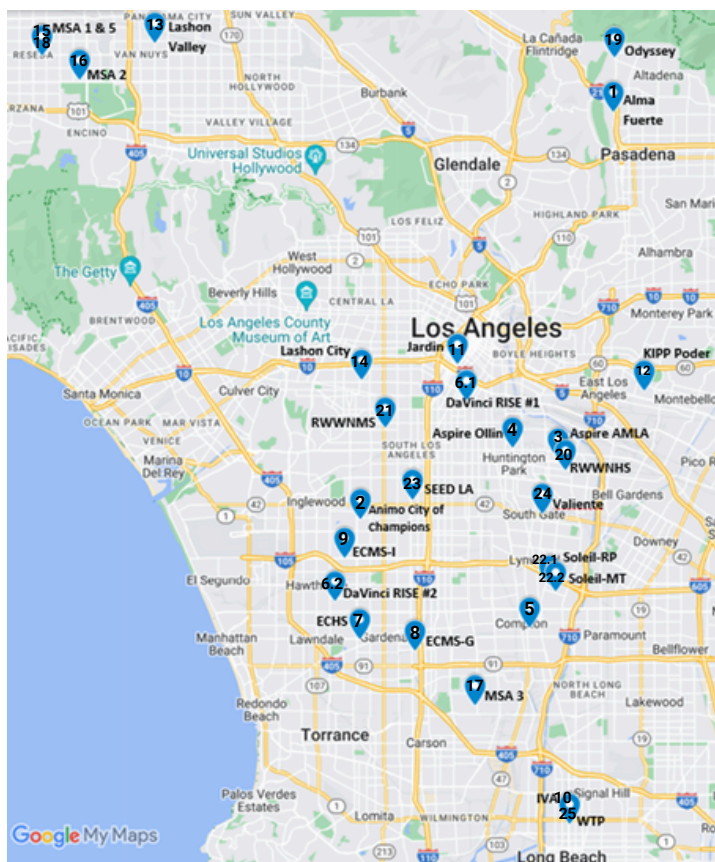
In the 2023-24 academic year, 25 County Board-authorized charter schools operated across Los Angeles County, representing each of the supervisorial district areas. Of note, one school, the North Valley Military Institute (NVMI), was in the revocation process when they self-closed prior to the first day of school in the 2023-24 school year. Four schools, KIPP Poder, Russell Westbrook Why Not? Middle School, Valiente, and We the People chose to self-close at the end of the 2023-2024 academic school year.

Of the 25 charter schools operating, there were: five (5) elementary schools; three (3) TK-8 schools; five (5) middle schools; five (5) schools with grades 6-12; and seven (7) high schools. Two (2) of these schools were designated as Dashboard Alternative School Status (DASS) schools, which are held accountable for modified performance measurement methods to evaluate strengths and areas for improvement as they serve high-risk populations as defined in the Education Code. All of the charter schools provided classroom-based instruction except for one (1) school, Da Vinci RISE High, that provided a hybrid, non-classroom based program offering both in-person and online instruction.

Charter Schools Authorized by the Los Angeles County Board of Education

1. Alma Fuerte Public (TK-8)
2. Ánimo City of Champions (9-12)
3. Aspire Antonio Maria Lugo Academy+ (K-5)
4. Aspire Ollin University Prep+ (6-12)
5. Bridges Prep+ (6-8)
- 6.1 Da Vinci RISE HS+ - Site #1 (9-12)
- 6.2 Da Vinci RISE HS+ - Site #2 (9-12)
- 7 Environmental CHS - Gardena+ (9-12)
- 8 Environmental CMS - Gardena+ (6-8)
- 9 Environmental CMS - Inglewood+ (6-8)
- 10 Intellectual Virtues Academy+ (9-12)
- 11 Jardin de la Infancia+ (TK-1)
- 12 KIPP Poder Public (TK-8)
- 13 Lashon Academy - Valley (TK-8)
- 14 Lashon Academy - City (TK-6)
- 15 Magnolia Science Academy+ (6-12)
- 16 Magnolia Science Academy 2 (6-12)
- 17 Magnolia Science Academy 3 (6-12)
- 18 Magnolia Science Academy 5+ (6-12)
- 19 Odyssey Charter (K-8)
- 20 Russell Westbrook Why Not? HS+ (9-12)
- 21 Russell Westbrook Why Not? MS (6-8)
- 22.1 Soleil Academy Site #1 (TK-K)
- 22.2 Soleil Academy Site #2 (1-5)
- 23 The SEED School of LA County+ (9-12)
- 24 Valiente College Prep - Site #1 (5-8)
- 25 We the People High+ (9-12)

+ School located in Private Facilities



Legend for All California School Dashboard Data Tables

- "*" - The student group has fewer than 11 students and is not reported for privacy reasons
 - "**" - Student groups must have at least 30 or more students in both the current and prior year status denominator of the state indicator to receive a Performance Level (color)
 - "-" - No data available
 - "NPC" - No Performance Color available
 - "N/A" - Non-Applicable
- NOTE:** For most state indicators, the desired outcome is to have a high percentage of performance in the current year. However, chronic absenteeism and the suspension rate indicators have a reverse goal of having the lowest percentage of students chronically absent or suspended each year.



Alma Fuerte Public School

Director: Laurilie Keay

CMO: N/A

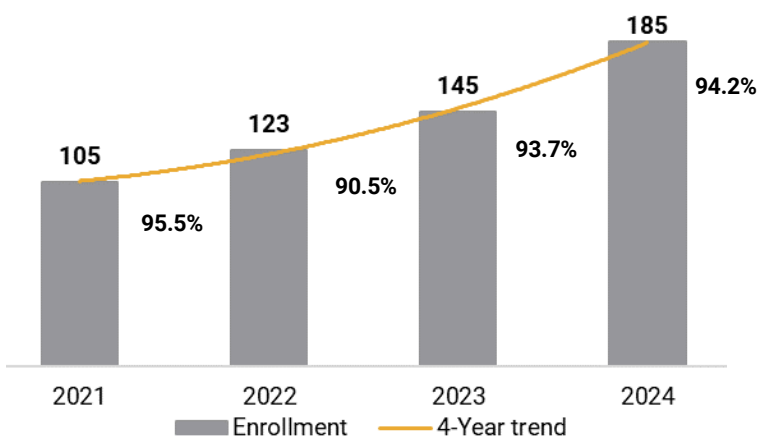
524 Palisade St, Pasadena, CA 91103

Fast Facts:

District Appeal	
District Appeal or Countywide: (Pasadena USD)	
Authorization Year by LACBOE:	2016
Opened:	2017
First Year of Operation with LACBOE:	2017
Certificated Staff:	15
Classified Staff:	27

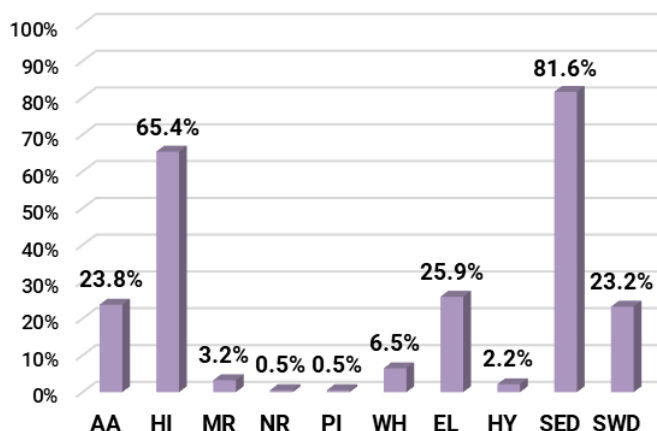
District of Physical Location:	Pasadena USD
Last Renewal:	N/A
Current Charter Term:	2017-2025
Facilities' Description:	Prop. 39
Supervisory District:	Fifth District
2023-24 Performance Category:	Low Performing

4 -Year Student Enrollment & Attendance %



Sources: DataQuest <https://dq.cde.ca.gov/> & Average Daily Attendance Reports 2020-21 through 2023-24

2023-2024 Student Groups



See Acronyms and Abbreviations
Source: DataQuest <https://dq.cde.ca.gov/>

2023-2024 CA School Dashboard

Indicator	Performance Level			Are All Students and the majority of the numerically significant student groups performing above the state average for all measures of academic performance^?	
	School	State	Higher or Lower than State	All Students	Numerically Significant Student Groups
ELA^ DFS	-54.8	-13.2	Lower	No	No - 0 of 2 Met
Math^ DFS	-100.9	-47.6	Lower	No	No - 0 of 2 Met
ELPI^ %	82.9%** (NPC)	45.7%	Higher**	**	**
College Career^ %	N/A	45.3%	N/A	N/A	N/A
Chronic Absenteeism %	22.2%	18.6%	Higher	No	No - 2 of 5 Met
Suspension Rate %	0%	3.2%	Lower	Yes	Yes - 5 of 5 Met
Graduation Rate %	N/A	86.7%	N/A	N/A	N/A

Source: CA Dashboard <https://www.caschooldashboard.org/>

Alma Fuerte Public School

Director: Laurilie Keay

CMO: N/A



524 Palisade St, Pasadena, CA 91103

Technical Assistance & Monitoring

Items			
2024 ESSA CSI Criteria/ ATSI Criteria	No Status	Federal Program Monitoring	C - Onsite Reviews of Cohort C LEAs
Differentiated Assistance (2023)	N/A	Compliance and Improvement Monitoring Process	Small LEA Monitoring Compliance Only
Differentiated Assistance (2024) Eligibility Year	Not Eligible	Williams	N/A

Communities Served

Percentage	City	Zip Codes
57.2%	Pasadena	91001, 91101, 91103, 91104, 91105, 91106, 91107
28.4%	Altadena	91001, 91101
3.1%	Los Angeles	90003, 90047
11.3%	Other (each city <3%)	90404, 90604, 91006, 91007, 91016, 91024, 91107, 91205, 91402, 91702, 91801, 91803

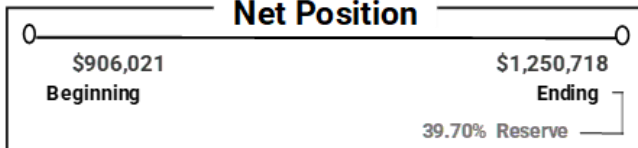
Source: February 2024 Student Enrollment Report

Financial Summary

Fiscal Year 2023-2024

Alma Fuerte Public School

Net Position



Audit Findings:

Yes No

Fiscal Stabilization Plan:

Yes No

71%

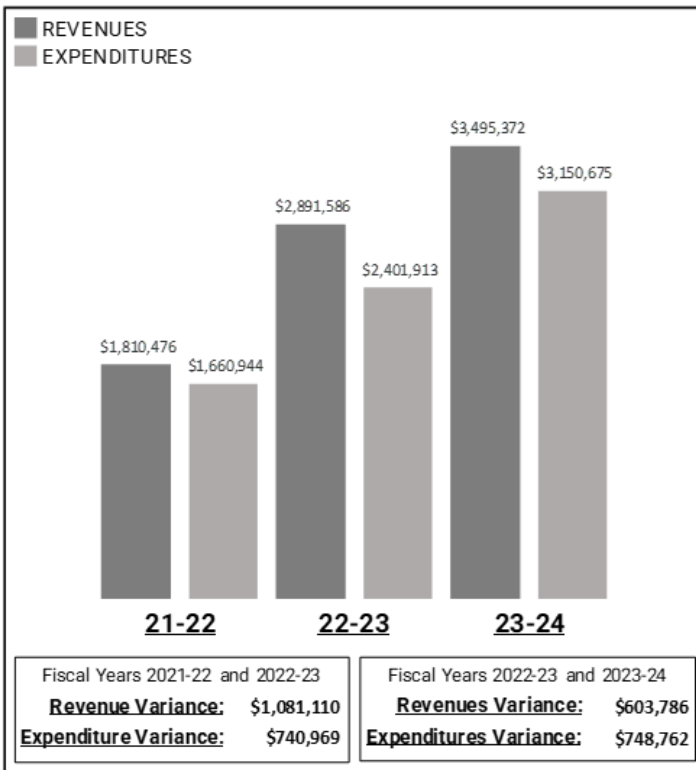
Total Expenditure to All Staff Salary Percentage

\$273,323

Books and Supplies Expenditures

\$17,924

**Cost Per Pupil



Resources: Fiscal Year 2023-2024 Annual Audit; *Charter school's audit report, Fiscal Year 2023-2024 Unaudited Actual; **LCFF ADA Data (P-2)



Ánimo City of Champions Charter High

Principal: Cen'Cere Cooks

CMO: Green Dot Public Schools California

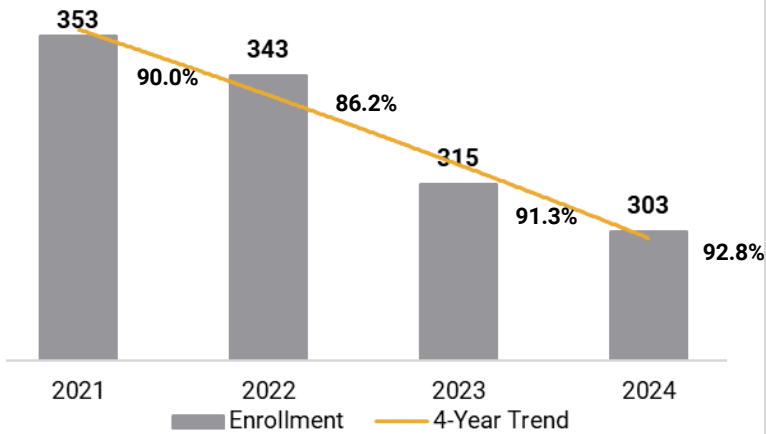
9330 S. 8th Ave., Inglewood, CA 90305

Fast Facts:

District Appeal	
District Appeal or Countywide:	(Inglewood USD)
Authorization Year by LACBOE:	2017
Opened:	2017
First Year of Operation with LACBOE:	2017
Certificated Staff:	20
Classified Staff:	3

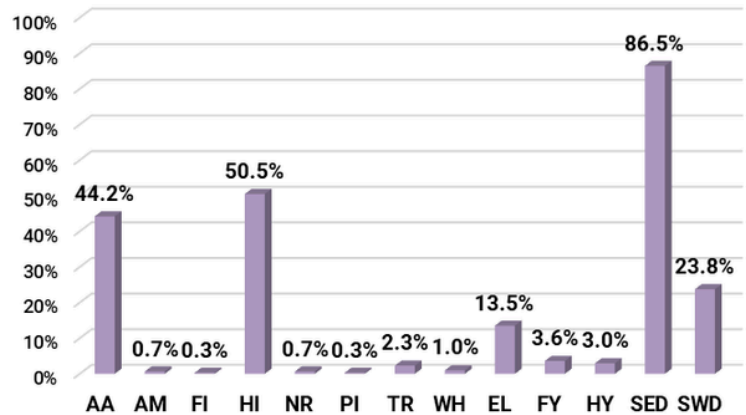
District of Physical Location:	Inglewood USD
Last Renewal:	2020
Current Charter Term:	2020-2028
Facilities' Description:	Prop. 39
Supervisorial District:	Second District
2023-24 Performance Category:	Middle Performing

4 -Year Student Enrollment & Attendance %



Sources: DataQuest <https://dq.cde.ca.gov/> & Average Daily Daily Attendance Reports 2020-21 through 2023-24

2023-2024 Student Groups



See Acronyms and Abbreviations
Source: DataQuest <https://dq.cde.ca.gov/>

2023-2024 CA School Dashboard

Indicator	Performance Level			Are All Students and the majority of the numerically significant student groups performing above the state average for all measures of academic performance^?	
	School	State	Higher or Lower than State	All Students	Numerically Significant Student Groups
ELA^ DFS	-25.6	-13.2	Lower	No	Yes - 2 of 2 Met
Math^ DFS	-152.5	-47.6	Lower	No	No - 0 of 2 Met
ELPI^ %	37.9%** (NPC)	45.7%	Lower**	**	**
College Career^ %	47.8%	45.3%	Higher	Yes	Yes - 1 of 1 Met
Chronic Absenteeism %	N/A	18.6%	N/A	N/A	N/A
Suspension Rate %	0.3%	3.2%	Lower	Yes	Yes - 6 of 6 Met
Graduation Rate %	91.3%	86.7%	Higher	Yes	Yes - 1 of 1 Met

Source: CA Dashboard <https://www.caschooldashboard.org/>

Ánimo City of Champions Charter High

Principal: Cen'Cere Cooks

CMO: Green Dot Public Schools California

9330 S. 8th Ave., Inglewood, CA 90305



Technical Assistance & Monitoring

Items			
2024 ESSA CSI Criteria/ ATSI Criteria	No Status	Federal Program Monitoring	C - Onsite Reviews of Cohort C LEAs
Differentiated Assistance (2023)	N/A	Compliance and Improvement Monitoring Process	Small LEA Monitoring Compliance Only
Differentiated Assistance (2024) Eligibility Year	Not Eligible	Williams	N/A

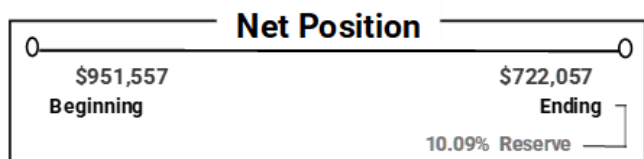
Communities Served

Percentage	City	Zip Codes
53.0%	Inglewood	90301, 90302, 90303, 90304, 90305
39.6%	Los Angeles	90001, 90002, 90003, 90007, 90011, 90037, 90043, 90044, 90047, 90056, 90059, 90061, 90062, 90291
7.4%	Other (each city <3%)	90043, 90220, 90247, 90249, 90250, 90304, 90501, 90746

Source: February 2024 Student Enrollment Report

Financial Summary

Fiscal Year 2023-2024 Ánimo City of Champions Charter High School



Audit Findings:

Yes No

Fiscal Stabilization Plan:

Yes No

50%

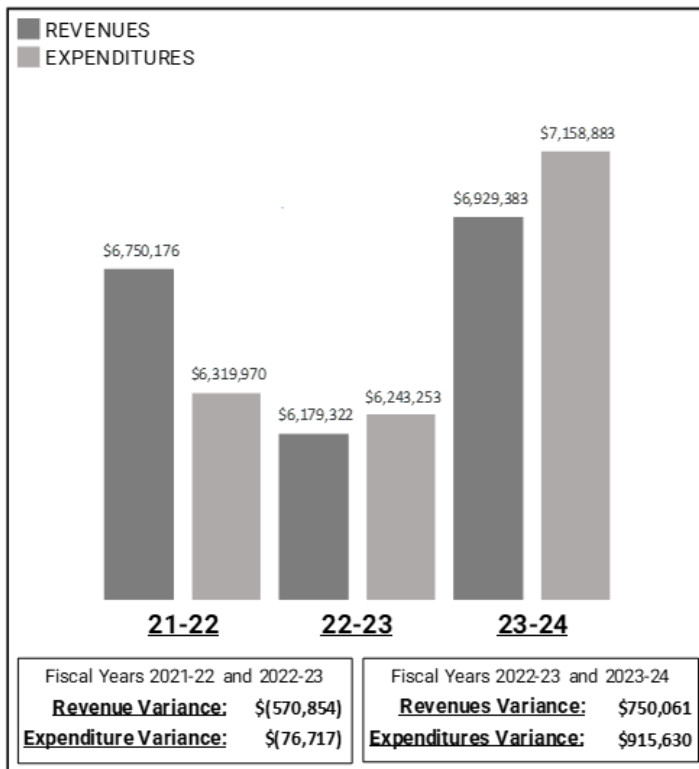
Total Expenditure to All Staff Salary Percentage

\$456,988

Books and Supplies Expenditures

\$26,007

**Cost Per Pupil



Resources: Fiscal Year 2023-2024 Annual Audit; *Charter school's audit report, Fiscal Year 2023-2024 Unaudited Actual; **LCFF ADA Data (P-2)



Academic Year 2023-2024 • Authorized Grade Span: TK-5

Aspire Antonio Maria Lugo Academy

Principal: Dawn Barnes

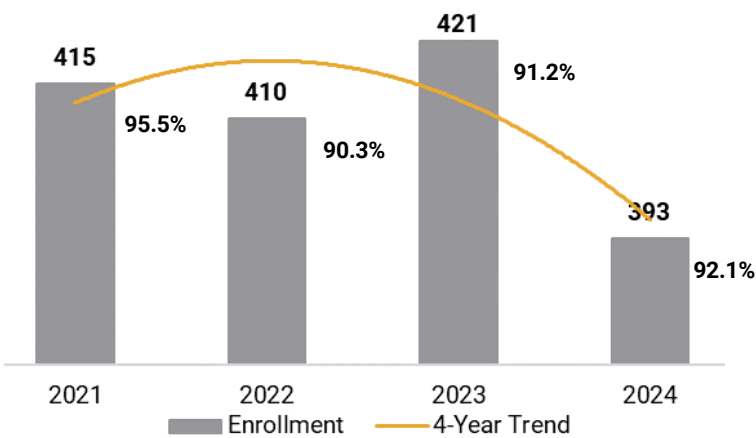
CMO: Aspire Public Schools

6100 Carmelita Ave, Huntington Park, CA 90255

Fast Facts:

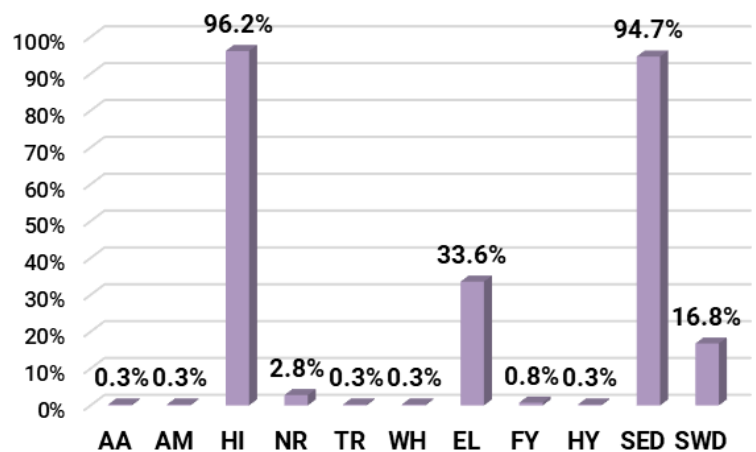
District Appeal or Countywide:	(Los Angeles USD)	District of Physical Location:	Los Angeles USD
Authorization Year by LACBOE:	2014	Last Renewal:	2018
Opened:	2005	Current Charter Term:	2019-2027
First Year of Operation with LACBOE:	2014	Facilities' Description:	Private
Certificated Staff:	31	Supervisorial District:	Fourth District
Classified Staff:	25	2023-24 Performance Category:	Middle Performing

4 -Year Student Enrollment & Attendance %



Sources: DataQuest <https://dq.cde.ca.gov/> & Average Daily Attendance Reports 2019-20 through 2022-23

2023-2024 Student Groups



See Acronyms and Abbreviations
Source: DataQuest <https://dq.cde.ca.gov/>

2023-2024 CA School Dashboard

Indicator	Performance Level			Are All Students and the majority of the numerically significant student groups performing above the state average for all measures of academic performance^?	
	School	State	Higher or Lower than State	All Students	Numerically Significant Student Groups
ELA^ DFS	-33.8	-13.2	Lower	No	Yes - 4 of 4 Met
Math^ DFS	-34.0	-47.6	Higher	Yes	Yes - 4 of 4 Met
ELPI^ %	43.8%	45.7%	Higher	Yes	Yes - 1 of 1 Met
College Career^ %	N/A	45.3%	N/A	N/A	N/A
Chronic Absenteeism %	26.7%	18.6%	Higher	No	No - 0 of 4 Met
Suspension Rate %	0%	3.2%	Lower	Yes	Yes - 4 of 4 Met
Graduation Rate %	N/A	86.7%	N/A	N/A	N/A

Source: CA Dashboard <https://www.caschooldashboard.org/>

Aspire Antonio Maria Lugo Academy

Principal: Dawn Barnes

CMO: Aspire Public Schools



6100 Carmelita Ave, Huntington Park, CA 90255

Technical Assistance & Monitoring

Items			
2024 ESSA CSI Criteria/ ATSI Criteria	No Status	Federal Program Monitoring	C - Onsite Reviews of Cohort C LEAs
Differentiated Assistance (2023)	N/A	Compliance and Improvement Monitoring Process	Small LEA Monitoring, Cyclical Monitoring with Compliance
Differentiated Assistance (2024) Eligibility Year	Not Eligible	Williams	N/A

Communities Served

%	City	Zip Codes
38.7%	Huntington Park	90201, 90255, 90260, 90270
18.7%	Maywood	90255, 90270
16.5%	Bell	90201, 90262, 90270
15.5%	Los Angeles	90001, 90002, 90003, 90011, 90022, 90033, 90034, 90037, 90044, 90047, 90058, 90059, 90065, 90201, 90270, 90604
3.2%	South Gate	90280
7.4%	Other (each city <3%)	90058, 90201, 90220, 90221, 90222, 90240, 90255, 90260, 90262, 90270, 90280, 90601, 90706, 90723, 91206

Source: February 2024 Student Enrollment Report

Financial Summary

Fiscal Year 2023-2024
Aspire Antonio Maria Lugo Academy

Net Position

<p>0 ————— 0</p> <p>\$9,188,293 Beginning</p>	<p>\$8,889,632 Ending</p> <p style="font-size: small;">95.85% Reserve</p>
---	---

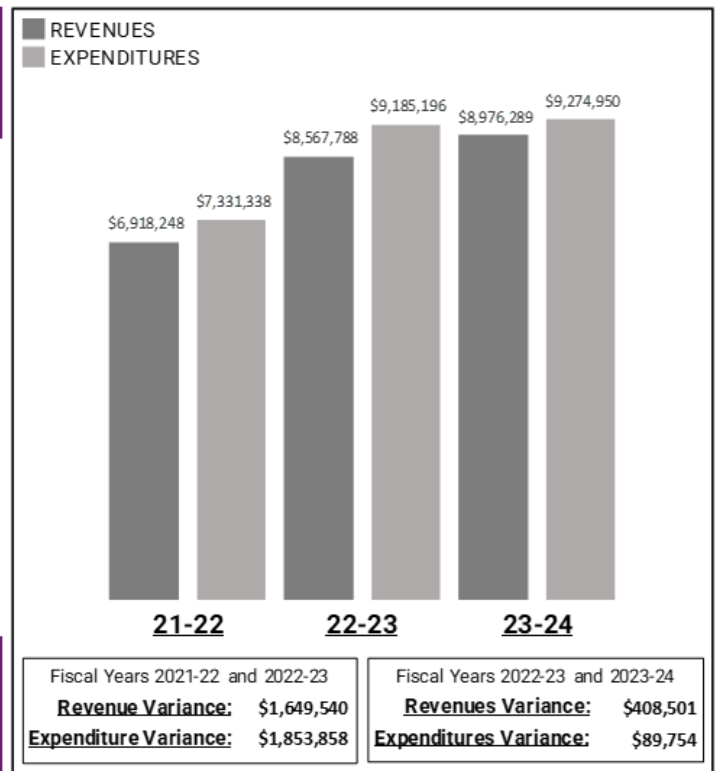
Audit Findings: Yes No

Fiscal Stabilization Plan: Yes No

66%
Total Expenditure to All Staff Salary Percentage

\$314,186
Books and Supplies Expenditures

\$25,247
**Cost Per Pupil



Resources: Fiscal Year 2023-2024 Annual Audit; *Charter school's audit report, Fiscal Year 2023-2024 Unaudited Actual; **LCFF ADA Data (P-2)



Aspire Olin University Preparatory Academy

Principal: Ms. Negar Mizani

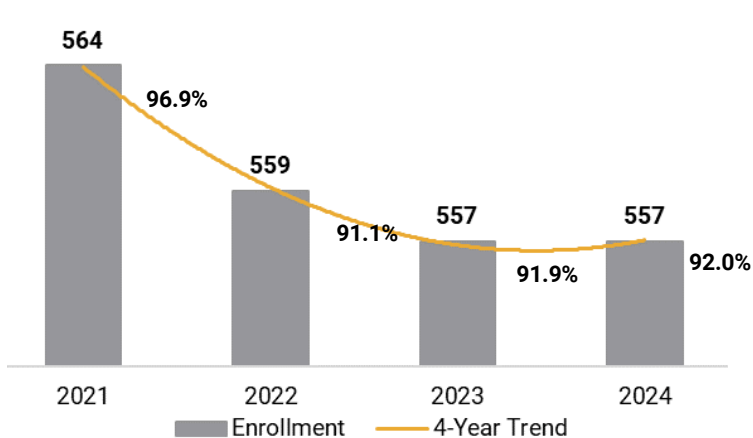
CMO: Aspire Public Schools

2540 E. 58th St., Huntington Park, CA 90255

Fast Facts:

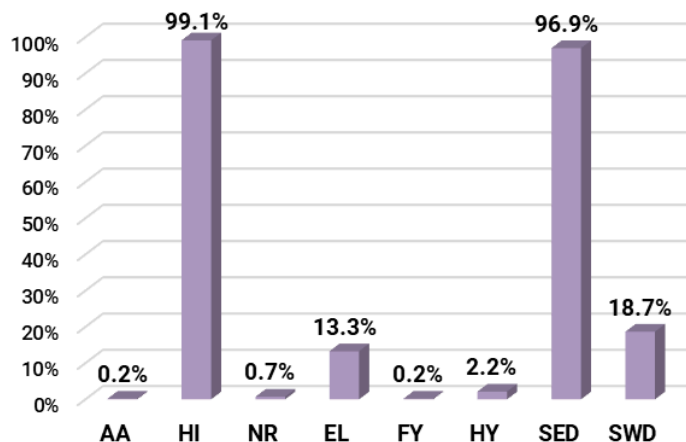
District Appeal		District of Physical Location:	
District Appeal or Countywide:	(Los Angeles USD)	District of Physical Location:	Los Angeles USD
Authorization Year by LACBOE:	2014	Last Renewal:	2018
Opened:	2006	Current Charter Term:	2019-2027
First Year of Operation with LACBOE:	2014	Facilities' Description:	Private
Certificated Staff:	44	Supervisorial District:	Fourth District
Classified Staff:	34	2023-24 Performance Category:	Middle Performing

4 -Year Student Enrollment & Attendance %



Sources: DataQuest <https://dq.cde.ca.gov/> & Average Daily Attendance Reports 2020-21 through 2023-24

2023-2024 Student Groups



See Acronyms and Abbreviations
Source: DataQuest <https://dq.cde.ca.gov/>

2023-2024 CA School Dashboard

Indicator	Performance Level			Are All Students and the majority of the numerically significant student groups performing above the state average for all measures of academic performance^?	
	School	State	Higher or Lower than State	All Students	Numerically Significant Student Groups
ELA^ DFS	-22.2	-13.2	Lower	No	No - 2 of 4 Met
Math^ DFS	-108.1	-47.6	Lower	No	No - 0 of 4 Met
ELPI^ %	50.7%	45.7%	Higher	Yes	Yes - 2 of 2 Met
College Career^ %	67.5%	45.3%	Higher	Yes	Yes - 2 of 2 Met
Chronic Absenteeism %	19.8%	18.6%	Higher	No	Yes - 2 of 3 Met
Suspension Rate %	2.8%	3.2%	Lower	Yes	Yes - 3 of 5 Met
Graduation Rate %	98.7%	86.7%	Higher	Yes	Yes - 2 of 2 Met

Source: CA Dashboard <https://www.caschooldashboard.org/>

Aspire Ollin University Preparatory Academy

Principal: Ms. Negar Mizani

CMO: Aspire Public Schools



2540 E. 58th St., Huntington Park, CA 90255

Technical Assistance & Monitoring

Items			
2024 ESSA CSI Criteria/ ATSI Criteria	No Status -ATSI Exit	Federal Program Monitoring	C - Onsite Reviews of Cohort C LEAs
Differentiated Assistance (2023)	EL & SWD - CAASPP & Susp. Rate	Compliance and Improvement Monitoring Process	Targeted Level 3 for School Age
Differentiated Assistance (2024) Eligibility Year	Not Eligible	Williams	Yes

Communities Served

%	City	Zip Codes
45.0%	Los Angeles	90001, 90002, 90003, 90007, 90011, 90022, 90031, 90034, 90037, 90042, 90043, 90044, 90047, 90058, 90059, 90060, 90061, 90062, 90211, 90255
31.4%	Huntington Park	90255
10.1%	South Gate	90280
3.1%	Bell	90201
10%	Other (each city <3%)	90022, 90058, 90201, 90220, 90221, 90222, 90240, 90241, 90242, 90247, 90250, 90255, 90270, 90601, 90706, 90723, 91702, 91746, 91790

Source: February 2024 Student Enrollment Report

Financial Summary

Fiscal Year 2023-2024
Aspire Ollin University Preparatory Academy

Net Position

\$11,997,605 Beginning \$12,372,991 Ending

105.33% Reserve

Audit Findings: Yes No **Fiscal Stabilization Plan:** Yes No

66%

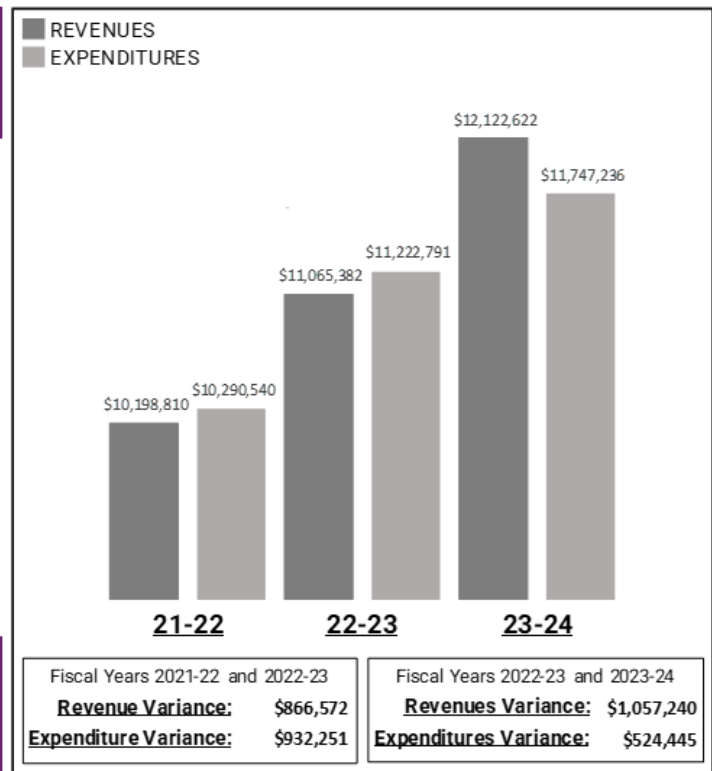
Total Expenditure to All Staff Salary Percentage

\$414,158

Books and Supplies Expenditures

\$22,814

**Cost Per Pupil



Resources: Fiscal Year 2023-2024 Annual Audit; *Charter school's audit report, Fiscal Year 2023-2024 Unaudited Actual; **LCFF ADA Data (P-2)



Bridges Preparatory Academy

Executive Director: Alejandro Gomez

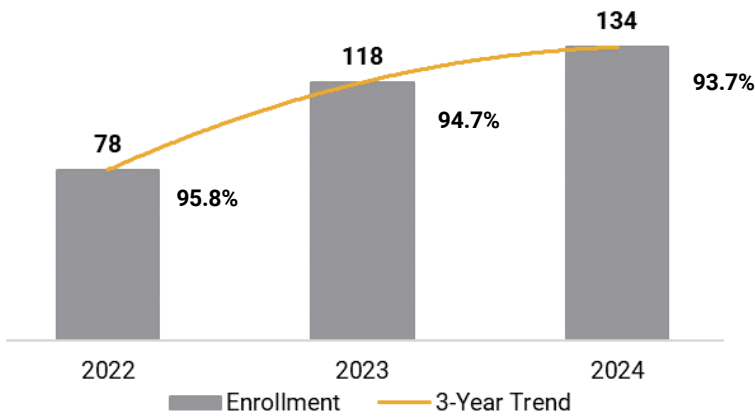
CMO: N/A

400 S. Santa Fe Ave., Compton, CA 90221

Fast Facts:

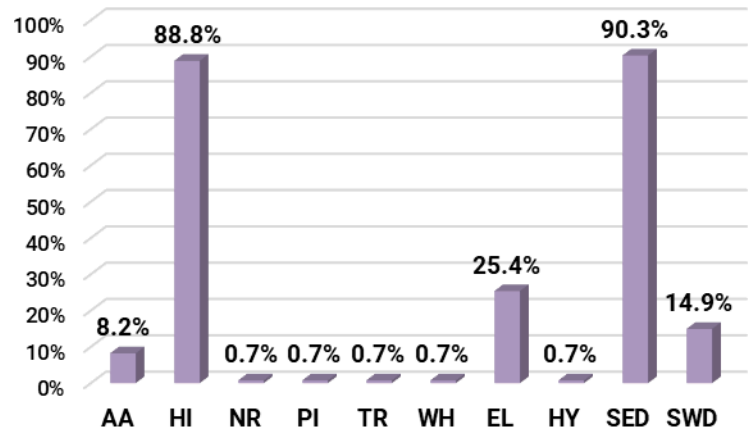
District Appeal or Countywide:	District Appeal (Compton USD)	District of Physical Location:	Compton USD
Authorization Year by LACBOE:	2021	Last Renewal:	N/A
Opened:	2021	Current Charter Term:	2021-2028
First Year of Operation with LACBOE:	2021	Facilities' Description:	Private
Certificated Staff:	7	Supervisorial District:	Second District
Classified Staff:	9	2023-24 Performance Category:	Middle Performance

3 -Year Student Enrollment & Attendance %



Sources: DataQuest <https://dq.cde.ca.gov/> & Average Daily Attendance Reports 2020-21 through 2023-24

2023-2024 Student Groups



See Acronyms and Abbreviations
Source: DataQuest <https://dq.cde.ca.gov/>

2023-2024 CA School Dashboard

Indicator	Performance Level			Are All Students and the majority of the numerically significant student groups performing above the state average for all measures of academic performance^?	
	School	State	Higher or Lower than State	All Students	Numerically Significant Student Groups
ELA^ DFS	-38.3	-13.2	Lower	No	Yes - 2 of 3 Met
Math^ DFS	-54.6	-47.6	Lower	No	Yes - 3 of 3 Met
ELPI^ %	54.8%** (NPC)	45.7%	Higher**	**	**
College Career^ %	N/A	45.3%	N/A	N/A	N/A
Chronic Absenteeism %	18.1%	18.6%	Lower	Yes	Yes - 3 of 3 Met
Suspension Rate %	1.4%	3.2%	Lower	Yes	Yes - 3 of 3 Met
Graduation Rate %	N/A	86.7%	N/A	N/A	N/A

Source: CA Dashboard <https://www.caschooldashboard.org/>

Bridges Preparatory Academy

Executive Director: Alejandro Gomez

CMO: N/A



400 S. Santa Fe Ave., Compton, CA 90221

Technical Assistance & Monitoring

Items			
2024 ESSA CSI Criteria/ ATSI Criteria	No Status	Federal Program Monitoring	C - Onsite Reviews of Cohort C LEAs
Differentiated Assistance (2023)	N/A	Compliance and Improvement Monitoring Process	Small LEA Monitoring, Universal Support
Differentiated Assistance (2024) Eligibility Year	Not Eligible	Williams	N/A

Communities Served

Percentage	City	Zip Codes
77.2%	Compton	90220, 90221, 90222
14.0%	Lynwood	90202, 90262
4.4%	Long Beach	90805
4.4%	Other (each city <3%)	90002, 90003, 90280, 90450

Source: February 2024 Student Enrollment Report

Financial Summary

Fiscal Year 2023-2024
Bridges Preparatory Academy

Net Position

\$627,121 Beginning	\$916,971 Ending
37.60% Reserve	

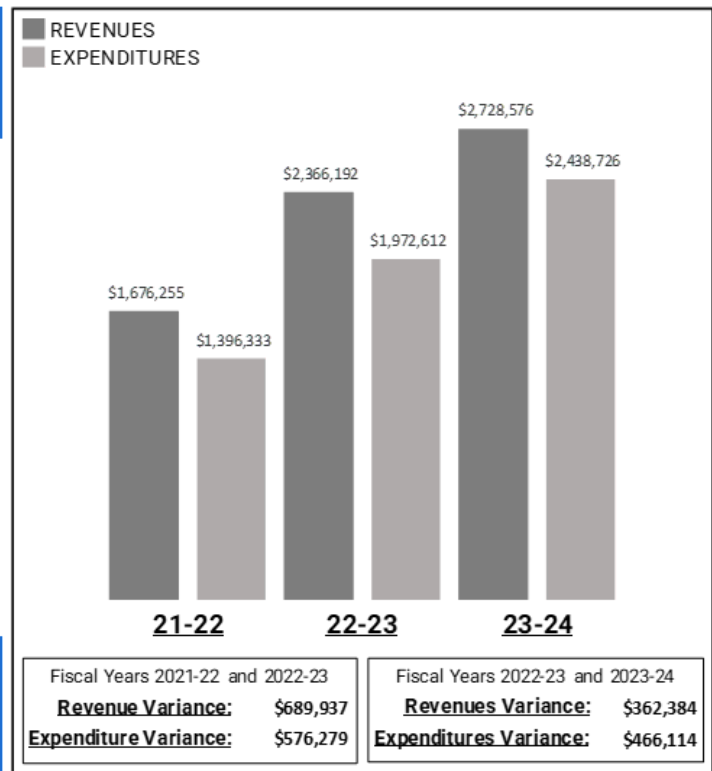
Audit Findings: Yes No

Fiscal Stabilization Plan: Yes No

57%
Total Expenditure to All Staff Salary Percentage

\$70,883
Books and Supplies Expenditures

\$19,236
**Cost Per Pupil



Resources: Fiscal Year 2023-2024 Annual Audit; *Charter school's audit report, Fiscal Year 2023-2024 Unaudited Actual; **LCFF ADA Data (P-2)



Da Vinci RISE High

Executive Director: Erin Whalen

CMO: N/A

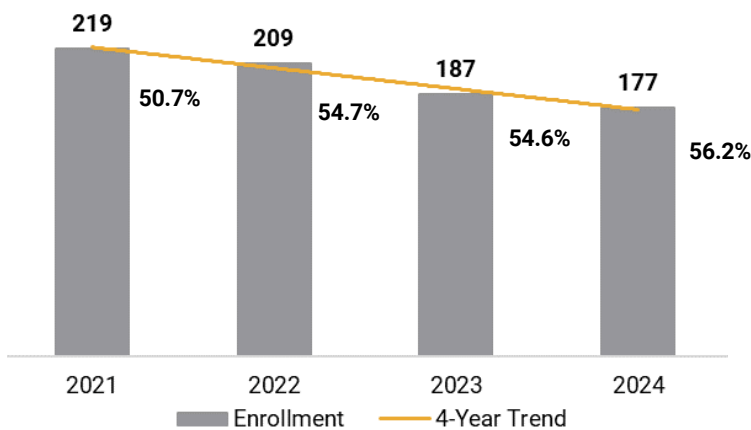
Site 1: 13634 Cordary Ave., Hawthorne, CA 90250
 Site 2: 2830 S. Central Ave., Los Angeles, CA 90011
 Site 3: 12100 Washington Blvd., Los Angeles, CA 90066

Fast Facts:

District Appeal or Countywide:	Countywide
Authorization Year by LACBOE:	2018
Opened:	2017
First Year of Operation with LACBOE:	2018
Certificated Staff:	16
Classified Staff:	8

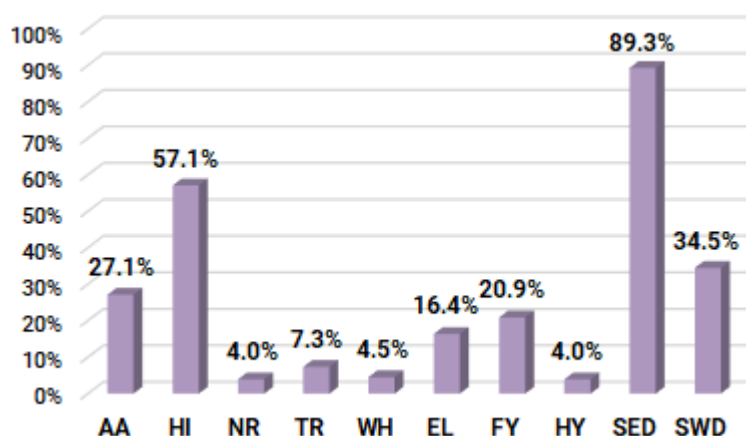
Centinela Valley USD	
District of Physical Location:	L.A.U.S.D, Culver City USD
Last Renewal:	N/A
Current Charter Term:	2018-2026
Facilities' Description:	3 Sites/Private
Supervisorial District:	Second District
2023-24 Performance Category:	DASS School

4 -Year Student Enrollment & Attendance %



Sources: DataQuest <https://dq.cde.ca.gov/> & Average Daily Attendance Reports 2020-21 through 2023-24

2023-2024 Student Groups



See Acronyms and Abbreviations
 Source: DataQuest <https://dq.cde.ca.gov/>

2023-2024 CA School Dashboard

Indicator	Performance Level			Are All Students and the majority of the numerically significant student groups performing above the state average for all measures of academic performance^?	
	School	State	Higher or Lower than State	All Students	Numerically Significant Student Groups
ELA^ DFS	-270.9	-13.2	Lower	No	No - 0 of 2 Met
Math^ DFS	-295.0	-47.6	Lower	No	No - 0 of 2 Met
ELPI^ %	22.2%** (NPC)	45.7%	Lower**	**	**
College Career^ %	2%	45.3%	Lower	No	No - 0 of 1 Met
Chronic Absenteeism %	N/A	18.6%	N/A	N/A	N/A
Suspension Rate %	0%	3.2%	Lower	Yes	Yes - 7 of 7 Met
Graduation Rate %	30.6%	86.7%	Lower	No	No - 0 of 1 Met

Source: CA Dashboard <https://www.caschooldashboard.org/>



Da Vinci RISE High

Executive Director: Erin Whalen

CMO: N/A

Site 1: 13634 Cordary Ave., Hawthorne, CA 90250
 Site 2: 2830 S. Central Ave., Los Angeles, CA 90011
 Site 3: 12100 Washington Blvd., Los Angeles, CA 90066

Technical Assistance & Monitoring

Items			
2024 ESSA CSI Criteria/ ATSI Criteria	CSI - Grad. Rate	Federal Program Monitoring	C - Onsite Reviews of Cohort C LEAs
Differentiated Assistance (2023)	SED - CCI & Grad. Rate	Compliance and Improvement Monitoring Process	Targeted Level 2 for Performance Elements
Differentiated Assistance (2024) Eligibility Year	SED: CAASPP (ELA=Red, Math=Red), Graduation Rate & CCI	Williams	N/A

Communities Served

%	City	Zip Codes
72.0%	Los Angeles	90001, 90002, 90003, 90006, 90007, 90008, 90011, 90016, 90019, 90023, 90024, 90029, 90033, 90034, 90037, 90042, 90043, 90044, 90047, 90057, 90059, 90061, 90062, 90063, 90066
6.0%	Hawthorne	90250
5.5%	Culver City	90008, 90230, 90232
5.5%	Inglewood	90301, 90302, 90303, 90304, 90305
3.3%	Gardena	90247, 90249
7.7%	Other (each city <3%)	90247, 90249, 90255, 90274, 90278, 90501, 90504, 90605, 90717, 90804, 90805, 91789, 93550,

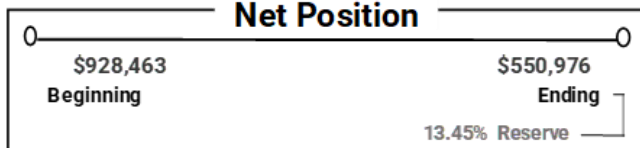
Source: February 2024 Student Enrollment Report

Financial Summary

Fiscal Year 2023-2024

Da Vinci Rise High

Net Position



Audit Findings:

Yes No

Fiscal Stabilization Plan:

Yes No

60%

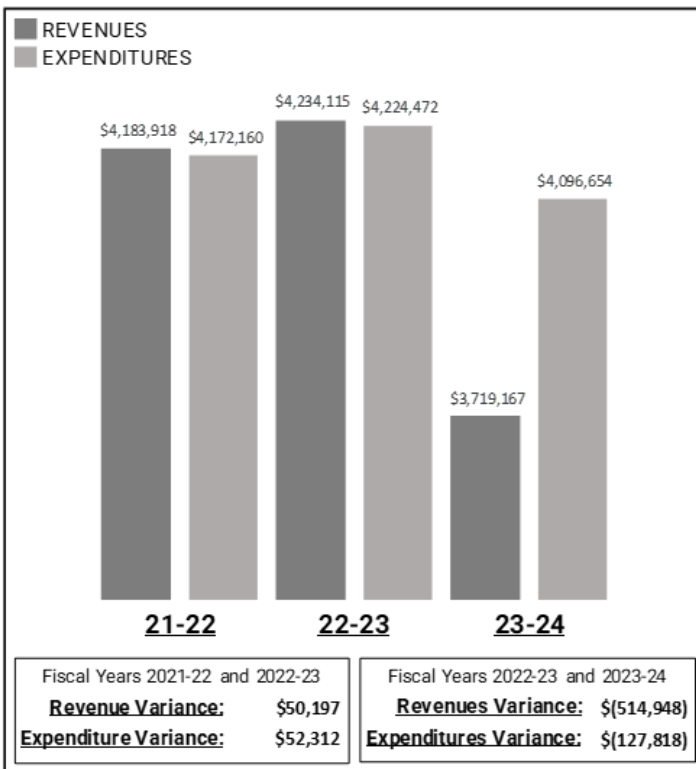
Total Expenditure to All Staff Salary Percentage

\$170,301

Books and Supplies Expenditures

\$43,670

**Cost Per Pupil



Resources: Fiscal Year 2023-2024 Annual Audit; *Charter school's audit report, Fiscal Year 2023-2024 Unaudited Actual; **LCFF ADA Data (P-2)



Environmental Charter MS - Gardena

Principal: Dave Trejo

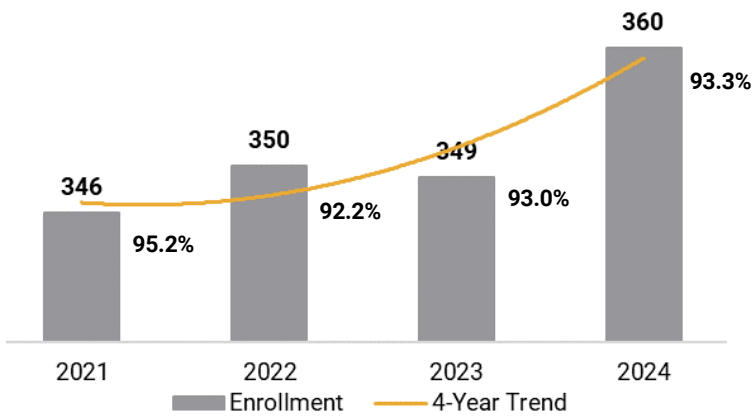
CMO: Environmental Charter Schools

812 W. 165th Pl., Gardena, CA 90247

Fast Facts:

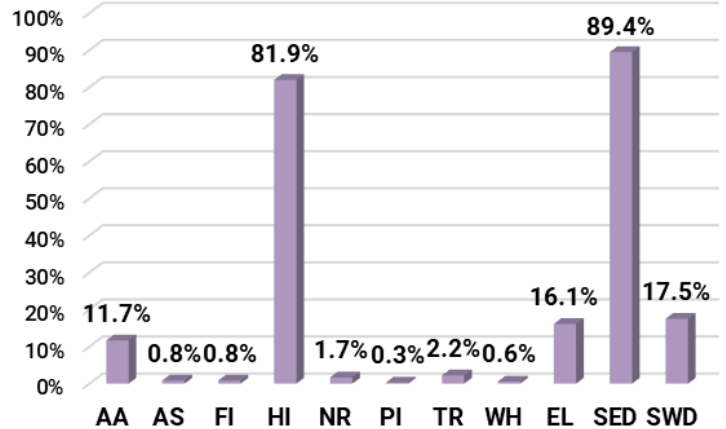
District Appeal	District Appeal or Countywide: (Los Angeles USD)	District of Physical Location:	Los Angeles USD
Authorization Year by LACBOE:	2010	Last Renewal:	2019
Opened:	2010	Current Charter Term:	2019-2026
First Year of Operation with LACBOE:	2010	Facilities' Description:	Private
Certificated Staff:	28	Supervisorial District:	Second District
Classified Staff:	16	2023-24 Performance Category:	Middle Performing

4 -Year Student Enrollment & Attendance %



Sources: DataQuest <https://dq.cde.ca.gov/> & Average Daily Attendance Reports 2020-21 through 2023-24

2023-2024 Student Groups



See Acronyms and Abbreviations
Source: DataQuest <https://dq.cde.ca.gov/>

2023-2024 CA School Dashboard

Indicator	Performance Level			Are All Students and the majority of the numerically significant student groups performing above the state average for all measures of academic performance^?	
	School	State	Higher or Lower than State	All Students	Numerically Significant Student Groups
ELA^ DFS	-29.9	-13.2	Lower	No	No - 3 of 6 Met
Math^ DFS	-79.5	-47.6	Lower	No	No - 2 of 6 Met
ELPI^ %	53.4%	45.7%	Higher	Yes	Yes - 2 of 2 Met
College Career^ %	N/A	45.3%	N/A	N/A	N/A
Chronic Absenteeism %	22.2%	18.6%	Higher	No	Yes - 4 of 6 Met
Suspension Rate %	0.8%	3.2%	Lower	Yes	Yes - 6 of 6 Met
Graduation Rate %	N/A	86.7%	N/A	N/A	N/A

Source: CA Dashboard <https://www.caschooldashboard.org/>

Environmental Charter MS - Gardena

Principal: Dave Trejo

CMO: Environmental Charter Schools



812 W. 165th Pl., Gardena, CA 90247

Technical Assistance & Monitoring

Items			
2024 ESSA CSI Criteria/ ATSI Criteria	No Status	Federal Program Monitoring	C - Onsite Reviews of Cohort C LEAs
Differentiated Assistance (2023)	EL - CAASPP & Chronic Absenteeism	Compliance and Improvement Monitoring Process	Small LEA Monitoring, Cyclical Monitoring with Compliance
Differentiated Assistance (2024) Eligibility Year	LTEs: CAASPP (ELA=Red, Math=Orange), Chronic Absenteeism	Williams	N/A

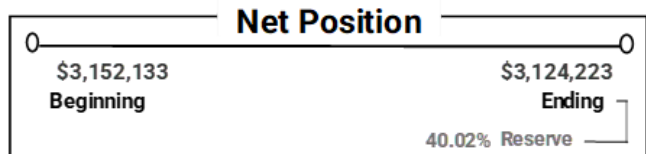
Communities Served

Percentage	City	Zip Codes
71.7%	Gardena	90247, 90248, 90249
8.9%	Los Angeles	90002, 90003, 90037, 90044, 90044, 90047, 90059, 90061, 90062, 90065
5.3%	Compton	90220, 90221, 90222
4.7%	Hawthorne	90250
3.0%	Carson	90745, 90746
6.4%	Other (each city <3%)	90242, 90260, 90270, 90301, 90303, 90304, 90309, 90501, 90502, 90620, 90723, 90805,

Source: February 2024 Student Enrollment Report

Financial Summary

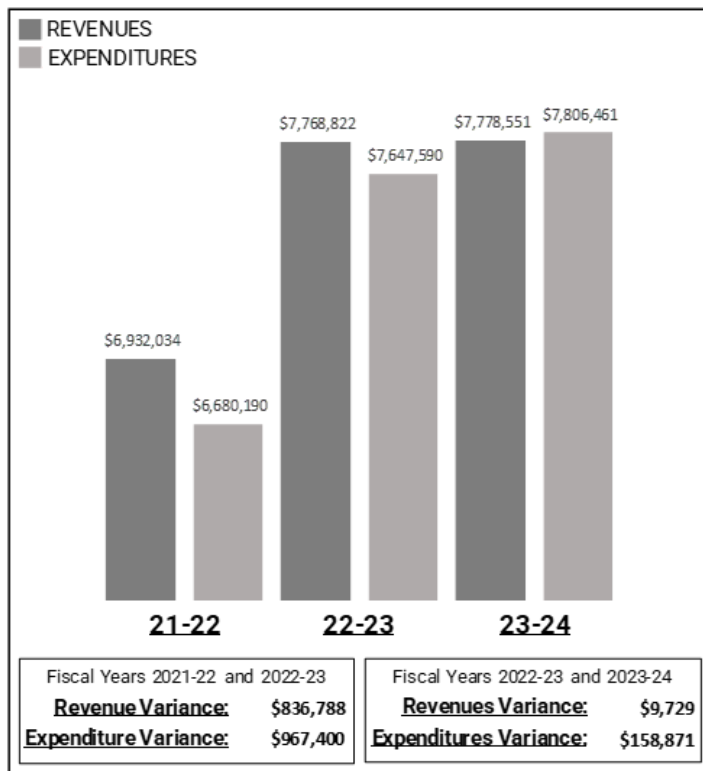
Fiscal Year 2023-2024 Environmental Charter Middle School - Gardena



Audit Findings:
 Yes No

Fiscal Stabilization Plan:
 Yes No

65% Total Expenditure to All Staff Salary Percentage
\$469,610 Books and Supplies Expenditures
\$23,144 **Cost Per Pupil



Resources: Fiscal Year 2023-2024 Annual Audit; *Charter school's audit report, Fiscal Year 2023-2024 Unaudited Actual; **LCFF ADA Data (P-2)



Environmental Charter MS - Inglewood

Principal: Dr. Geneva Matthews

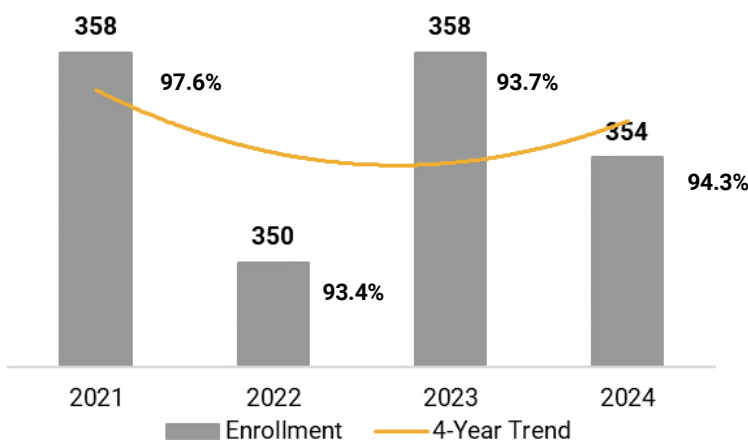
CMO: Environmental Charter Schools

3600 W. Imperial Hwy., Inglewood, CA 90303

Fast Facts:

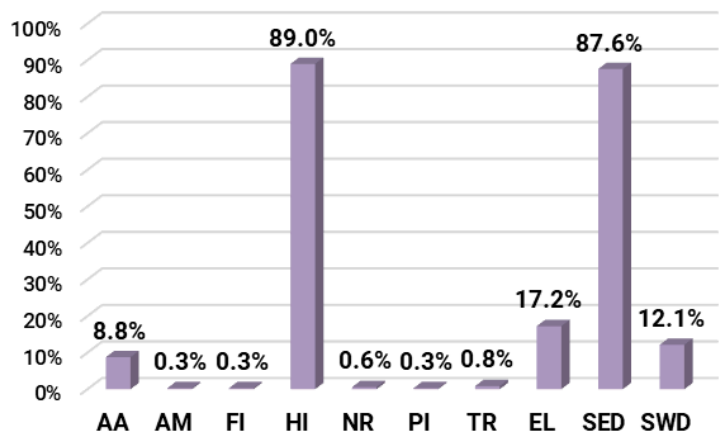
District Appeal or Countywide:	District Appeal (Inglewood USD)	District of Physical Location:	Inglewood USD
Authorization Year by LACBOE:	2012	Last Renewal:	2017
Opened:	2013	Current Charter Term:	2018-2026
First Year of Operation with LACBOE:	2013	Facilities' Description:	Private
Certificated Staff:	38	Supervisorial District:	Second District
Classified Staff:	24	2023-24 Performance Category:	Middle Performing

4 -Year Student Enrollment & Attendance %



Sources: DataQuest <https://dq.cde.ca.gov/> & Average Daily Attendance Reports 2020-21 through 2023-24

2023-2024 Student Groups



See Acronyms and Abbreviations
Source: DataQuest <https://dq.cde.ca.gov/>

2023-2024 CA School Dashboard

Indicator	Performance Level			Are All Students and the majority of the numerically significant student groups performing above the state average for all measures of academic performance^?	
	School	State	Higher or Lower than State	All Students	Numerically Significant Student Groups
ELA^ DFS	-12.1	-13.2	Higher	Yes	Yes - 6 of 6 Met
Math^ DFS	-31.6	-47.6	Higher	Yes	Yes - 6 of 6 Met
ELPI^ %	73.3%	45.7%	Higher	Yes	Yes - 2 of 2 Met
College Career^ %	N/A	45.3%	N/A	N/A	N/A
Chronic Absenteeism %	16.3%	18.6%	Lower	Yes	Yes - 5 of 6 Met
Suspension Rate %	0.3%	3.2%	Lower	Yes	Yes - 6 of 6 Met
Graduation Rate %	N/A	86.7%	N/A	N/A	N/A

Source: CA Dashboard <https://www.caschooldashboard.org/>

Environmental Charter MS - Inglewood

Principal: Dr. Geneva Matthews

CMO: Environmental Charter Schools

3600 W. Imperial Hwy., Inglewood, CA 90303



Technical Assistance & Monitoring

Items			
2024 ESSA CSI Criteria/ ATSI Criteria	No Status	Federal Program Monitoring	C - Onsite Reviews of Cohort C LEAs
Differentiated Assistance (2023)	N/A	Compliance and Improvement Monitoring Process	Small LEA Monitoring, Universal Support
Differentiated Assistance (2024) Eligibility Year	Not Eligible	Williams	N/A

Communities Served

Percentage	City	Zip Codes
65.0%	Inglewood	90301, 90303, 90304, 90305
15.4%	Hawthorne	90250
15.1%	Los Angeles	90002, 90003, 90043, 90044, 90047, 90059, 90061
4.5%	Other (each city <3%)	90220, 90222, 90247, 90249, 90260, 90262, 90304, 90604, 90744, 90805

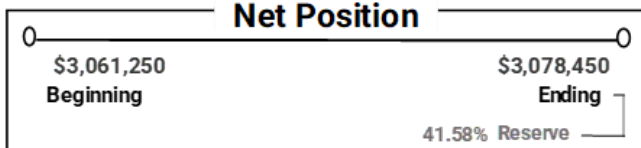
Source: February 2024 Student Enrollment Report

Financial Summary

Fiscal Year 2023-2024

Environmental Charter Middle School - Inglewood

Net Position



Audit Findings:

Yes No

Fiscal Stabilization Plan:

Yes No

66%

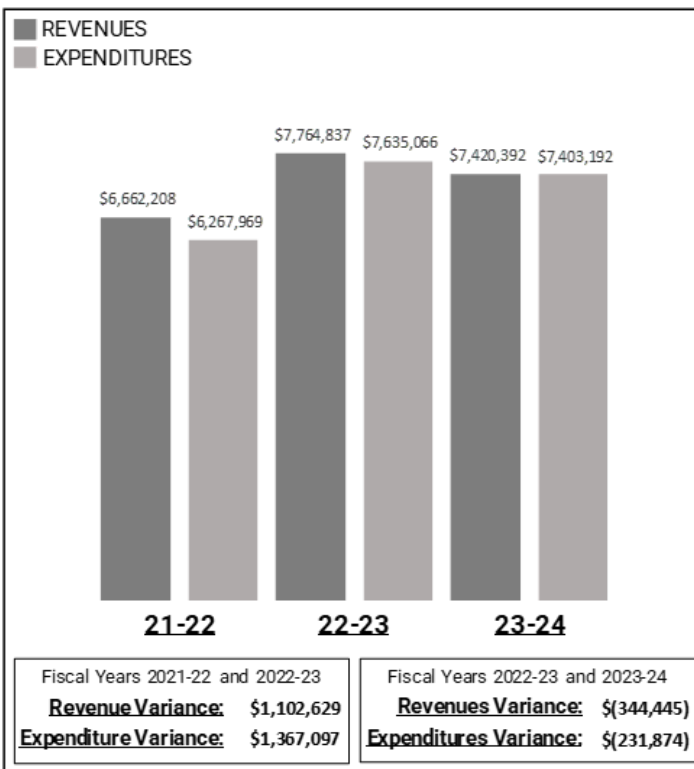
Total Expenditure to All Staff Salary Percentage

\$444,055

Books and Supplies Expenditures

\$21,956

**Cost Per Pupil



Resources: Fiscal Year 2023-2024 Annual Audit; *Charter school's audit report, Fiscal Year 2023-2024 Unaudited Actual; **LCFF ADA Data (P-2)



Environmental Charter HS - Gardena

Principal: Dr. Cindy Guardado

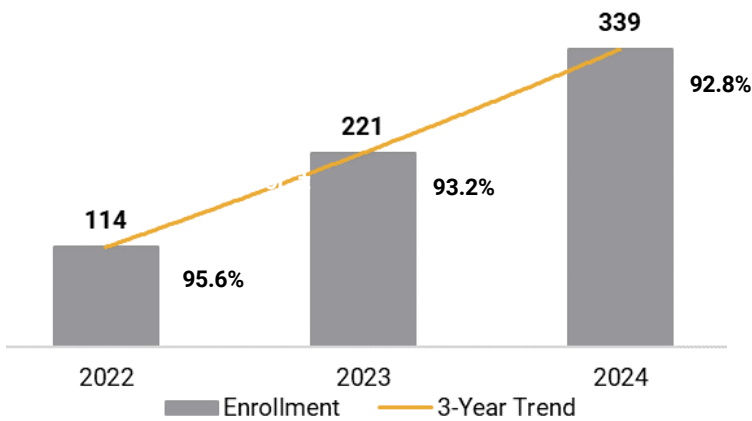
CMO: Environmental Charter Schools

2818 Manhattan Beach Blvd., Gardena, CA 90249

Fast Facts:

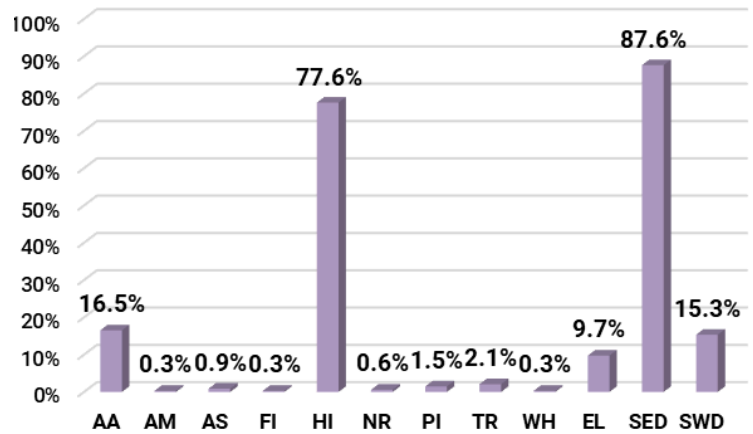
District Appeal	District Appeal or Countywide: (Los Angeles USD)	District of Physical Location:	Los Angeles USD
Authorization Year by LACBOE:	2019	Last Renewal:	N/A
Opened:	2021	Current Charter Term:	2020-2028
First Year of Operation with LACBOE:	2021	Facilities' Description:	Private
Certificated Staff:	33	Supervisorial District:	Second District
Classified Staff:	13	2023-24 Performance Category:	Middle Performing

3 -Year Student Enrollment & Attendance %



Sources: DataQuest <https://dq.cde.ca.gov/> & Average Daily Attendance Reports 2021-22 through 2022-24

2023-2024 Student Groups



See Acronyms and Abbreviations
Source: DataQuest <https://dq.cde.ca.gov/>

2023-2024 CA School Dashboard

Indicator	Performance Level			Are All Students and the majority of the numerically significant student groups performing above the state average for all measures of academic performance^?	
	School	State	Higher or Lower than State	All Students	Numerically Significant Student Groups
ELA^ DFS	+39.8** (NPC)	-13.2	Higher**	**	**
Math^ DFS	-107.3** (NPC)	-47.6	Lower**	**	**
ELPI^ %	70%** (NPC)	45.7%	Higher**	**	**
College Career^ %	--	45.3%	--	--	--
Chronic Absenteeism %	N/A	18.6%	N/A	N/A	N/A
Suspension Rate %	1.6%	3.2%	Lower	Yes	Yes - 4 of 4 Met
Graduation Rate %	--	86.7%	--	--	--

Source: CA Dashboard <https://www.caschooldashboard.org/>

Environmental Charter HS - Gardena

Principal: Dr. Cindy Guardado

CMO: Environmental Charter Schools

2818 Manhattan Beach Blvd., Gardena, CA 90249



Technical Assistance & Monitoring

Items			
2024 ESSA CSI Criteria/ ATSI Criteria	No Status	Federal Program Monitoring	C - Onsite Reviews of Cohort C LEAs
Differentiated Assistance (2023)	N/A	Compliance and Improvement Monitoring Process	Small LEA Monitoring Compliance Only
Differentiated Assistance (2024) Eligibility Year	Not Eligible	Williams	N/A

Communities Served

%	City	Zip Codes
54.0%	Gardena	90247, 90248, 90249, 90277
14.6%	Los Angeles	90001, 90003, 90008, 90016, 90043, 90044, 90047, 90059, 90061, 90062, 90303
8.7%	Inglewood	90301, 90302, 90303, 90304, 90305
5.1%	Compton	90020, 90220, 90221, 90222
4.2%	Lawndale	90260
5%	Other (each city <3%)	90220, 90250, 90262, 90304, 90501, 90502, 90650, 90717, 90745, 90746, 92301, 94530

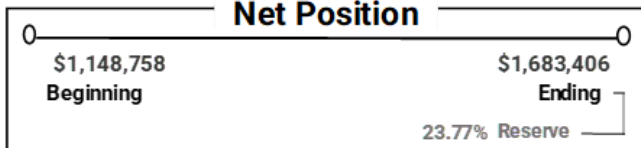
Source: February 2024 Student Enrollment Report

Financial Summary

Fiscal Year 2023-2024

Environmental Charter High School - Gardena

Net Position



Audit Findings:

Yes No

Fiscal Stabilization Plan:

Yes No

62%

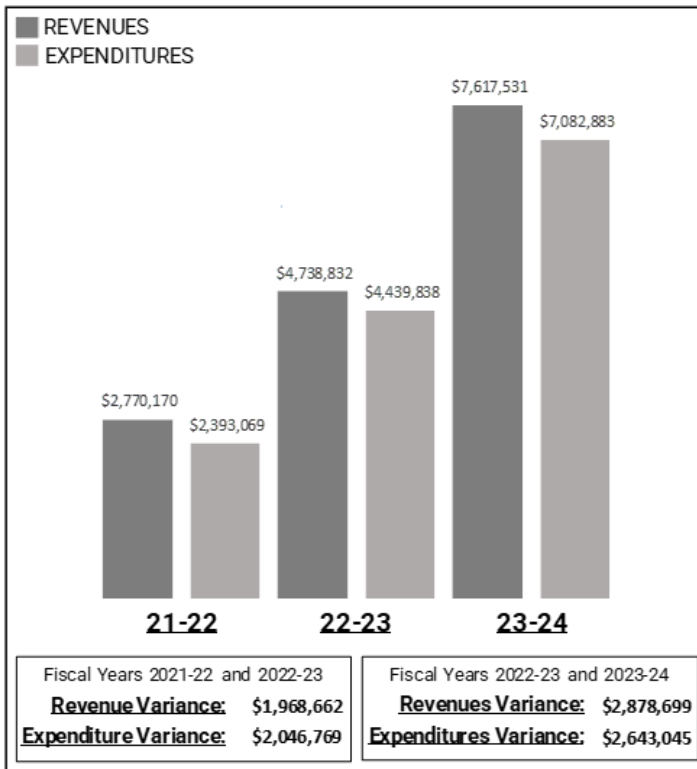
Total Expenditure to All Staff Salary Percentage

\$362,379

Books and Supplies Expenditures

\$22,652

**Cost Per Pupil



Resources: Fiscal Year 2023-2024 Annual Audit; *Charter school's audit report, Fiscal Year 2023-2024 Unaudited Actual; **LCFF ADA Data (P-2)



Intellectual Virtues Academy

Founding Director: James McGrath

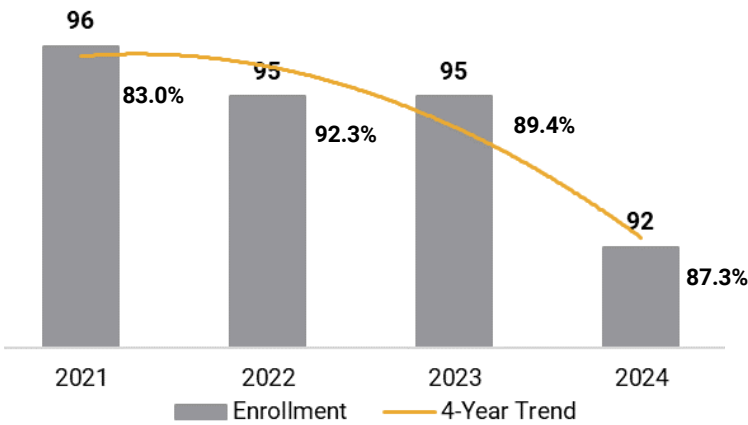
CMO: Intellectual Virtues Academy of Long Beach

1637 Long Beach Blvd., Long Beach, CA 90813

Fast Facts:

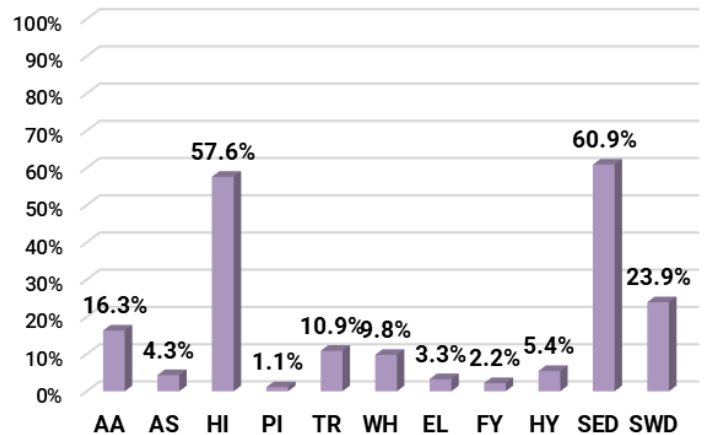
District Appeal or Countywide:	District Appeal (Long Beach USD)	District of Physical Location:	Long Beach USD
Authorization Year by LACBOE:	2016	Last Renewal:	2019
Opened:	2016	Current Charter Term:	2019-2027
First Year of Operation with LACBOE:	2016	Facilities' Description:	Private
Certificated Staff:	9	Supervisorial District:	Fourth District
Classified Staff:	8	2023-24 Performance Category:	Middle Performing

4-Year Student Enrollment & Attendance %



Sources: DataQuest <https://dq.cde.ca.gov/> & Average Daily Attendance Reports 2020-21 through 2023-24

2023-2024 Student Groups



See Acronyms and Abbreviations
Source: DataQuest <https://dq.cde.ca.gov/>

2023-2024 CA School Dashboard

Indicator	Performance Level			Are All Students and the majority of the numerically significant student groups performing above the state average for all measures of academic performance^?	
	School	State	Higher or Lower than State	All Students	Numerically Significant Student Groups
ELA^ DFS	-3.7** (NPC)	-13.2	Higher**	**	**
Math^ DFS	-167.1** (NPC)	-47.6	Lower**	**	**
ELPI^ %	* (NPC)	45.7%	*	*	*
College Career^ %	26.3%** (NPC)	45.3%	Lower**	**	**
Chronic Absenteeism %	N/A	18.6%	N/A	N/A	N/A
Suspension Rate %	0.9%	3.2%	Lower	Yes	Yes - 2 of 2 Met
Graduation Rate %	75%** (NPC)	86.7%	Lower**	**	**

Source: CA Dashboard <https://www.caschooldashboard.org/>

Intellectual Virtues Academy

Founding Director: James McGrath

CMO: Intellectual Virtues Academy of Long Beach



1637 Long Beach Blvd., Long Beach, CA 90813

Technical Assistance & Monitoring

Items			
2024 ESSA CSI Criteria/ ATSI Criteria	No Status	Federal Program Monitoring	C - Onsite Reviews of Cohort C LEAs
Differentiated Assistance (2023)	N/A	Compliance and Improvement Monitoring Process	Small LEA Monitoring, Cyclical Monitoring with Compliance
Differentiated Assistance (2024) Eligibility Year	Not Eligible	Williams	N/A

Communities Served

Percentage	City	Zip Codes
75.5%	Long Beach	90755, 90802, 90803, 90804, 90805, 90806, 90807, 90808, 90810, 90813, 90814, 90815
5.1%	Wilmington	90744
4.1%	Compton	90220, 90221
15.3%	Other (each city <3%)	90015, 90028, 90262, 90302, 90604, 90650, 90703, 90706, 90710, 90712, 90755, 90731, 90746, 91773, 92626, 92804

Source: February 2024 Student Enrollment Report

Financial Summary

Fiscal Year 2023-2024
Intellectual Virtues Academy

Net Position

\$753,685 Beginning	\$760,962 Ending
34.11% Reserve	

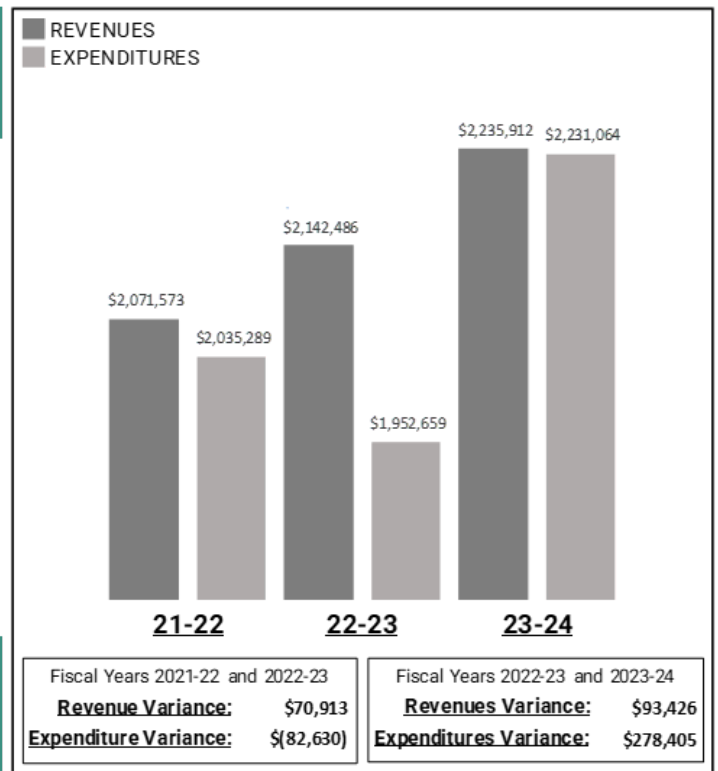
Audit Findings: Yes No

Fiscal Stabilization Plan: Yes No

57%
Total Expenditure to All Staff Salary Percentage

\$101,065
Books and Supplies Expenditures

\$26,838
**Cost Per Pupil



Resources: Fiscal Year 2023-2024 Annual Audit; *Charter school's audit report, Fiscal Year 2023-2024 Unaudited Actual; **LCFF ADA Data (P-2)



Jardin de la Infancia

Director: Zuzy Chavez

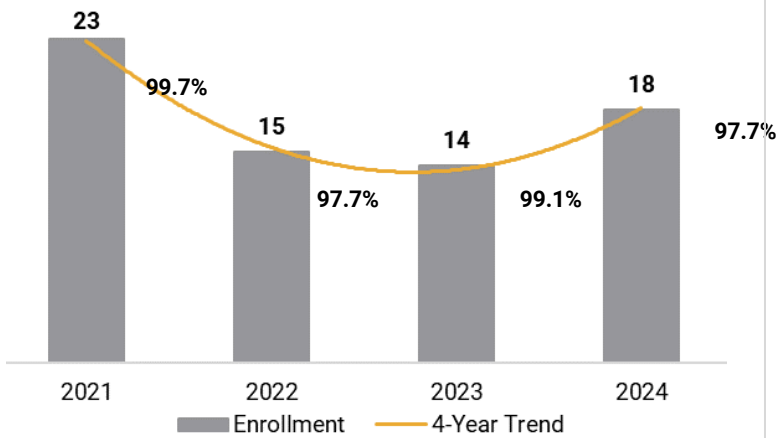
CMO: N/A

1400 S Broadway, Los Angeles, CA 90015

Fast Facts:

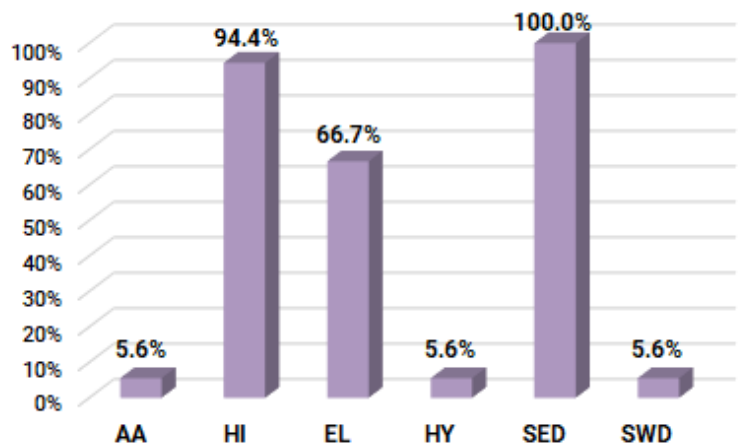
District Appeal or Countywide:	District Appeal (Los Angeles USD)	District of Physical Location:	Los Angeles USD
Authorization Year by LACBOE:	2012	Last Renewal:	N/A
Opened:	2004	Current Charter Term:	2017-2025
First Year of Operation with LACBOE:	2012	Facilities' Description:	Private
Certificated Staff:	2	Supervisorial District:	First District
Classified Staff:	1	2023-24 Performance Category:	Middle Performing

4 -Year Student Enrollment & Attendance %



Sources: DataQuest <https://dq.cde.ca.gov/> & Average Daily Attendance Reports 2020-21 through 2023-24

2023-2024 Student Groups



See Acronyms and Abbreviations
Source: DataQuest <https://dq.cde.ca.gov/>

2023-2024 CA School Dashboard

Indicator	Performance Level			Are All Students and the majority of the numerically significant student groups performing above the state average for all measures of academic performance^?	
	School	State	Higher or Lower than State	All Students	Numerically Significant Student Groups
ELA^ DFS	N/A	-13.2	N/A	N/A	N/A
Math^ DFS	N/A	-47.6	N/A	N/A	N/A
ELPI^ %	* (NPC)	45.7%	*	*	*
College Career^ %	N/A	45.3%	N/A	N/A	N/A
Chronic Absenteeism %	0%** (NPC)	18.6%	Lower**	**	**
Suspension Rate %	0%** (NPC)	3.2%	Lower**	**	**
Graduation Rate %	N/A	86.7%	N/A	N/A	N/A

Source: CA Dashboard <https://www.caschooldashboard.org/>

Jardin de la Infancia

Director: Zuzy Chavez

CMO: N/A



1400 S Broadway, Los Angeles, CA 90015

Technical Assistance & Monitoring

Items			
2024 ESSA CSI Criteria/ ATSI Criteria	No Status	Federal Program Monitoring	C - Onsite Reviews of Cohort C LEAs
Differentiated Assistance (2023)	N/A	Compliance and Improvement Monitoring Process	Small LEA Monitoring, Universal Support
Differentiated Assistance (2024) Eligibility Year	Not Eligible	Williams	N/A

Communities Served

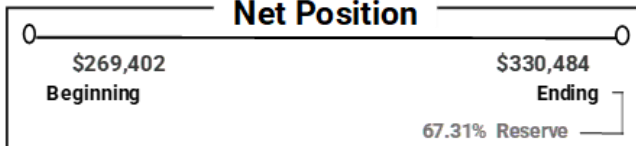
Percentage	City	Zip Codes
100%	Los Angeles	90005, 90006, 90011, 90015, 90017, 90020, 90026, 90037, 90038, 90057, 90061

Source: February 2024 Student Enrollment Report

Financial Summary

Fiscal Year 2023-2024
Jardin de la Infancia

Net Position



Audit Findings:

Yes No

Fiscal Stabilization Plan:

Yes No

50%

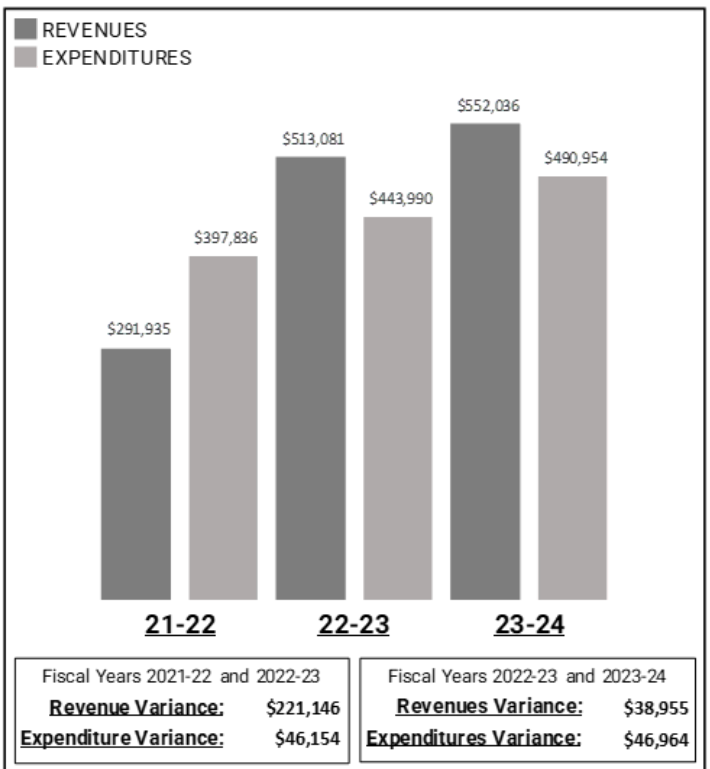
Total Expenditure to All Staff Salary Percentage

\$7,682

Books and Supplies Expenditures

\$28,728

**Cost Per Pupil

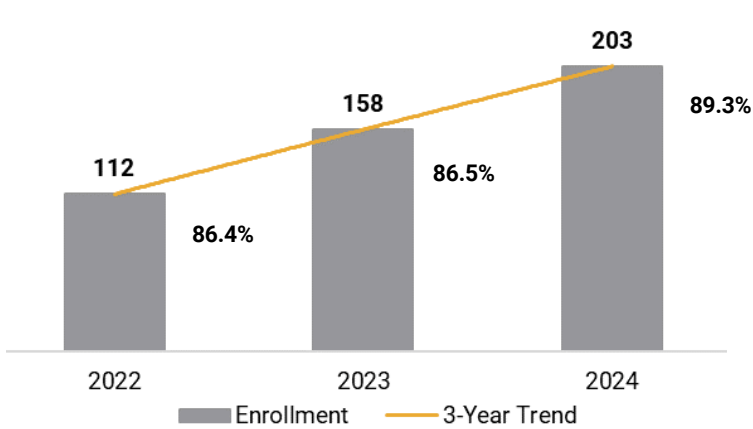


Resources: Fiscal Year 2023-2024 Annual Audit; *Charter school's audit report, Fiscal Year 2023-2024 Unaudited Actual; **LCFF ADA Data (P-2)

Fast Facts:

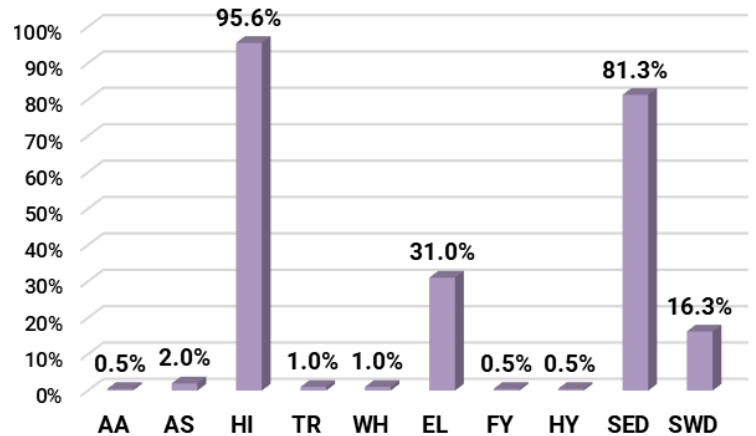
District Appeal or Countywide:	District Appeal (Montebello USD)	District of Physical Location:	Montebello USD
Authorization Year by LACBOE:	2020	Last Renewal:	N/A
Opened:	2021	Current Charter Term:	2021-2028
First Year of Operation with LACBOE:	2021	Facilities' Description:	2 Sites/Prop. 39
Certificated Staff:	17	Supervisorial District:	First District
Classified Staff:	19	2023-24 Performance Category:	Middle Performing

3 -Year Student Enrollment & Attendance %



Sources: DataQuest <https://dq.cde.ca.gov/> & Average Daily Attendance Reports 2021-22 through 2022-24

2023-2024 Student Groups



See Acronyms and Abbreviations
 Source: DataQuest <https://dq.cde.ca.gov/>

2023-2024 CA School Dashboard

Indicator	Performance Level			Are All Students and the majority of the numerically significant student groups performing above the state average for all measures of academic performance^?	
	School	State	Higher or Lower than State	All Students	Numerically Significant Student Groups
ELA^ DFS	-16.4	-13.2	Lower	No	--
Math^ DFS	-7.1	-47.6	Higher	Yes	--
ELPI^ %	12.5%** (NPC)	45.7%	Lower**	**	**
College Career^ %	N/A	45.3%	N/A	N/A	N/A
Chronic Absenteeism %	46.2%	18.6%	Higher	No	No - 0 of 3 Met
Suspension Rate %	0%	3.2%	Lower	Yes	Yes - 4 of 4 Met
Graduation Rate %	N/A	86.7%	N/A	N/A	N/A

Source: CA Dashboard <https://www.caschooldashboard.org/>

KIPP Poder Public

Principal: Daisy Salazar-Garza

CMO: KIPP Public Schools

**School
Self-Closed on
June 30, 2024**



Technical Assistance & Monitoring

Items			
2024 ESSA CSI Criteria/ ATSI Criteria	No Status	Federal Program Monitoring	C - Onsite Reviews of Cohort C LEAs
Differentiated Assistance (2023)	N/A	Compliance and Improvement Monitoring Process	N/A
Differentiated Assistance (2024) Eligibility Year	Not Eligible	Williams	N/A

Communities Served

%	City	Zip Codes
45.3%	Los Angeles	90002, 90011, 90020, 90022, 90023, 90033, 90063
24.9%	Montebello	90640
7.2%	Monterey Park	91754, 91755
5.5%	Pico Rivera	90660
3.9%	Commerce	90040
13.3%	Other (each city <3%)	90022, 90042, 90063, 90201, 90222, 90240, 90270, 90280, 90650, 90805, 91206, 91732, 91768, 92335, 93309

Source: February 2024 Student Enrollment Report

Financial Summary

Fiscal Year 2023-2024
KIPP Poder Public School

Net Position

\$146,287 Beginning	(\$2,065,560) Ending
-34.51% Reserve	

Audit Findings: Yes No

Fiscal Stabilization Plan: Yes No

39%

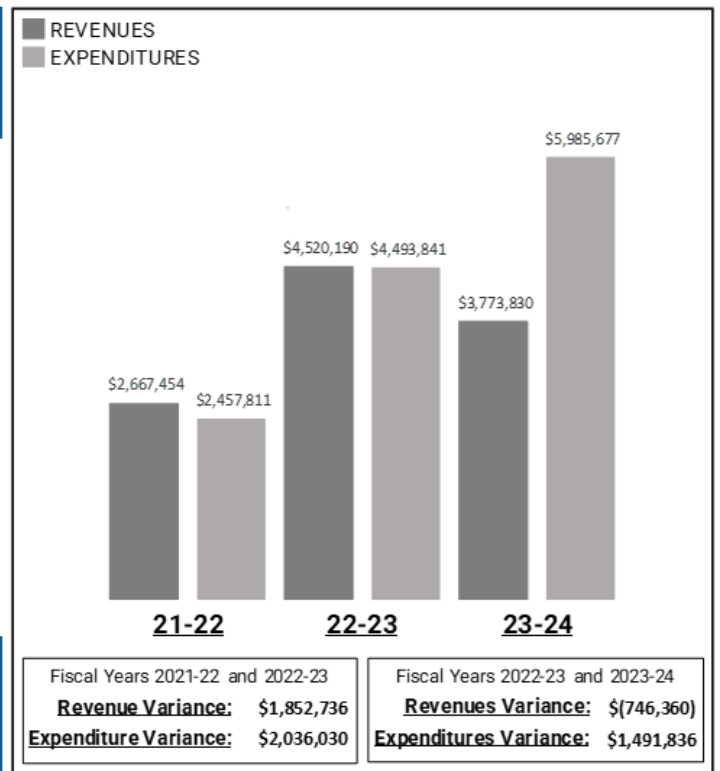
Total Expenditure to All Staff Salary Percentage

\$846,691

Books and Supplies Expenditures

\$34,947

**Cost Per Pupil



Resources: Fiscal Year 2023-2024 Annual Audit; *Charter school's audit report, Fiscal Year 2023-2024 Unaudited Actual; **LCFF ADA Data (P-2)



Lashon Academy

Principal: Sara Garcia
CMO: Lashon Academy

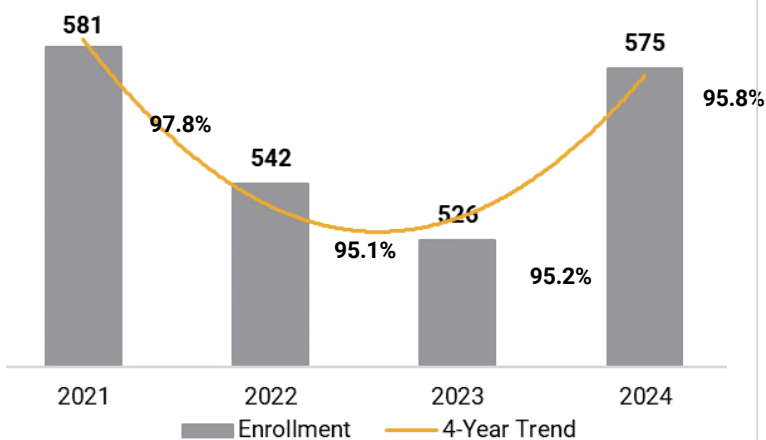
7477 Kester Ave., Van Nuys, CA 91405

Fast Facts:

District Appeal or Countywide:	District Appeal (Los Angeles USD)
Authorization Year by LACBOE:	2017
Opened:	2014
First Year of Operation with LACBOE:	2018
Certificated Staff:	42
Classified Staff:	55

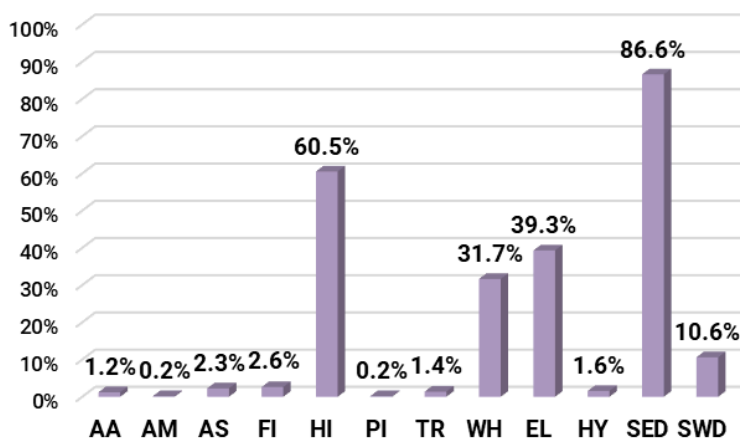
District of Physical Location:	Los Angeles USD
Last Renewal:	N/A
Current Charter Term:	2018-2026
Facilities' Description:	2 Sites/Prop. 39
Supervisorial District:	Third District
2023-24 Performance Category:	High Performing

4 -Year Student Enrollment & Attendance %



Sources: DataQuest <https://dq.cde.ca.gov/> & Average Daily Attendance Reports 2020-21 through 2023-24

2023-2024 Student Groups



See Acronyms and Abbreviations
Source: DataQuest <https://dq.cde.ca.gov/>

2023-2024 CA School Dashboard

Indicator	Performance Level			Are All Students and the majority of the numerically significant student groups performing above the state average for all measures of academic performance^?	
	School	State	Higher or Lower than State	All Students	Numerically Significant Student Groups
ELA^ DFS	+17.1	-13.2	Higher	Yes	Yes - 5 of 5 Met
Math^ DFS	+0.4	-47.6	Higher	Yes	Yes - 5 of 5 Met
ELPI^ %	56.7%	45.7%	Higher	Yes	Yes - 1 of 1 Met
College Career^ %	N/A	45.3%	N/A	N/A	N/A
Chronic Absenteeism %	7.3%	18.6%	Lower	Yes	Yes - 5 of 5 Met
Suspension Rate %	0%	3.2%	Lower	Yes	Yes - 5 of 5 Met
Graduation Rate %	N/A	86.7%	N/A	N/A	N/A

Source: CA Dashboard <https://www.caschooldashboard.org/>

Lashon Academy

Principal: Sara Garcia

CMO: Lashon Academy



7477 Kester Ave., Van Nuys, CA 91405

Technical Assistance & Monitoring

Items			
2024 ESSA CSI Criteria/ ATSI Criteria	No Status	Federal Program Monitoring	C - Onsite Reviews of Cohort C LEAs
Differentiated Assistance (2023)	N/A	Compliance and Improvement Monitoring Process	Small LEA Monitoring Compliance Only
Differentiated Assistance (2024) Eligibility Year	Not Eligible	Williams	N/A

Communities Served

%	City	Zip Codes
48.9%	Van Nuys	91401, 91402, 91405, 91406, 91411, 91605
8.9%	Panorama City	91402
6.1%	North Hollywood	91601, 91605, 91606
5.6%	Tarzana	91605
5.9%	North Hills	91343
3.7%	Sherman Oaks	91401, 91403, 91411, 91423
22.3%	Other (each city <3%)	90048, 91303, 91304, 91306, 91307, 91311, 91324, 91325, 91326, 91330, 91331, 91335, 91340, 91342, 91343, 91345, 91352, 91367, 91401, 91406, 91436, 91604, 91607

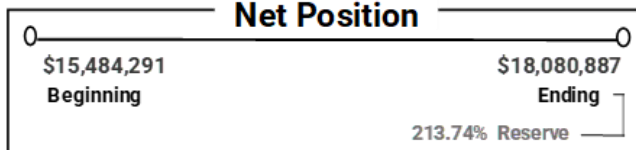
Source: February 2024 Student Enrollment Report

Financial Summary

Fiscal Year 2023-2024

Lashon Academy

Net Position



Audit Findings:

Yes No

Fiscal Stabilization Plan:

Yes No

66%

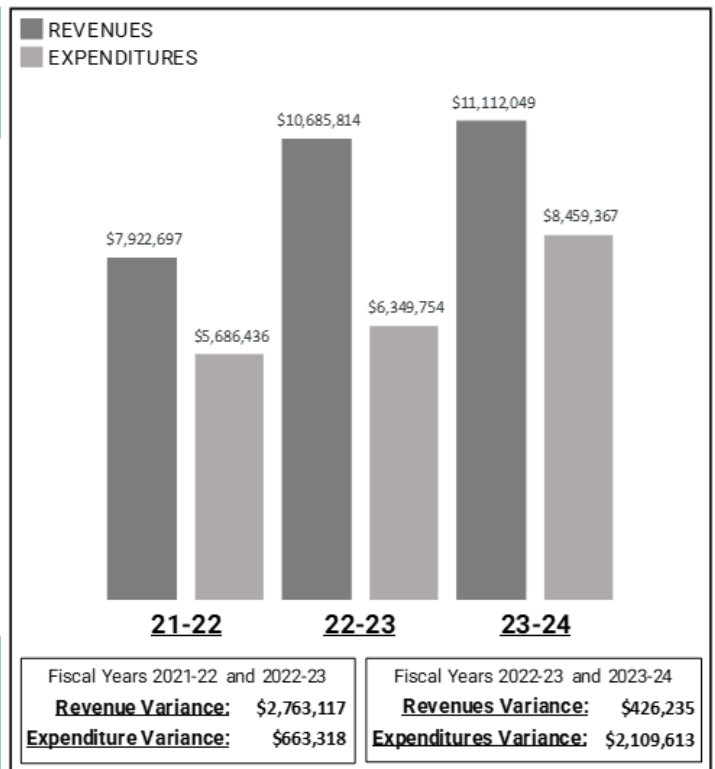
Total Expenditure to All Staff Salary Percentage

\$767,743

Books and Supplies Expenditures

\$15,478

**Cost Per Pupil



Resources: Fiscal Year 2023-2024 Annual Audit; *Charter school's audit report, Fiscal Year 2023-2024 Unaudited Actual; **LCFF ADA Data (P-2)



Lashon Academy City

Principal: Stacy Lee

CMO: Lashon Academy

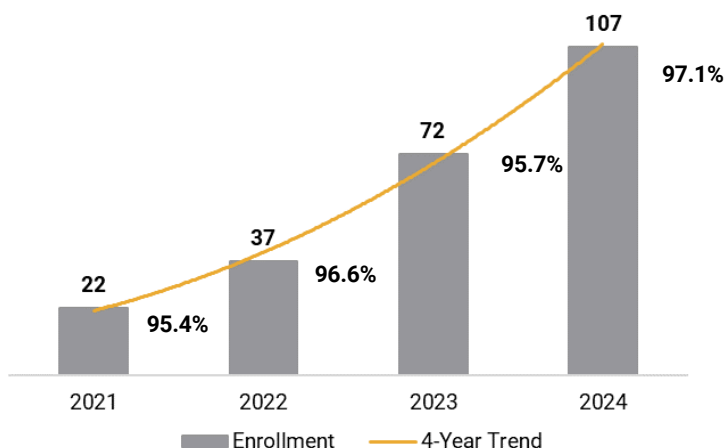
3186 7th Ave., Los Angeles, CA 90018

Fast Facts:

District Appeal or Countywide:	District Appeal (Los Angeles USD)
Authorization Year by LACBOE:	2018
Opened:	2019
First Year of Operation with LACBOE:	2019
Certificated Staff:	8
Classified Staff:	10

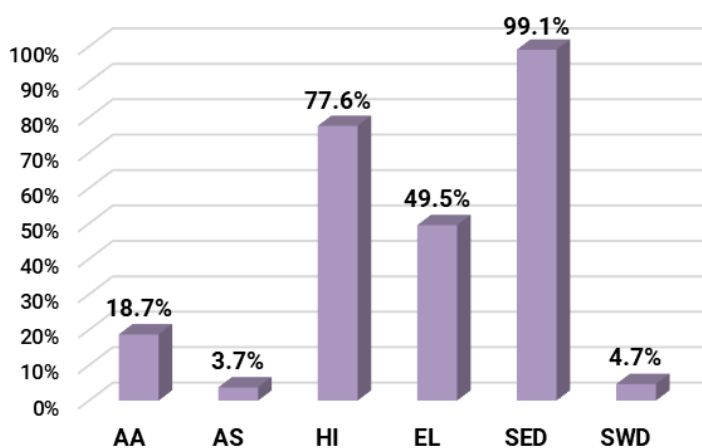
District of Physical Location:	Los Angeles USD
Last Renewal:	N/A
Current Charter Term:	2019-2027
Facilities' Description:	Prop. 39
Supervisorial District:	Second District
2023-24 Performance Category:	Middle Performing

4 -Year Student Enrollment & Attendance %



Sources: DataQuest <https://dq.cde.ca.gov/> & Average Daily Attendance Reports 2020-21 through 2023-24

2023-2024 Student Groups



See Acronyms and Abbreviations
Source: DataQuest <https://dq.cde.ca.gov/>

2023-2024 CA School Dashboard

Indicator	Performance Level			Are All Students and the majority of the numerically significant student groups performing above the state average for all measures of academic performance^?	
	School	State	Higher or Lower than State	All Students	Numerically Significant Student Groups
ELA^ DFS	-19.3** (NPC)	-13.2	Lower**	**	**
Math^ DFS	-9.7** (NPC)	-47.6	Higher**	**	**
ELPI^ %	63.6%** (NPC)	45.7%	Higher**	**	**
College Career^ %	N/A	45.3%	N/A	N/A	N/A
Chronic Absenteeism %	6.4%	18.6%	Lower	Yes	Yes - 3 of 3 Met
Suspension Rate %	0%	3.2%	Lower	Yes	Yes - 3 of 3 Met
Graduation Rate %	N/A	86.7%	N/A	N/A	N/A

Source: CA Dashboard <https://www.caschooldashboard.org/>

Lashon Academy City

Principal: Stacy Lee

CMO: Lashon Academy



3186 7th Ave., Los Angeles, CA 90018

Technical Assistance & Monitoring

Items			
2024 ESSA CSI Criteria/ ATSI Criteria	No Status	Federal Program Monitoring	C - Onsite Reviews of Cohort C LEAs
Differentiated Assistance (2023)	N/A	Compliance and Improvement Monitoring Process	Small LEA Monitoring, Universal Support
Differentiated Assistance (2024) Eligibility Year	Not Eligible	Williams	N/A

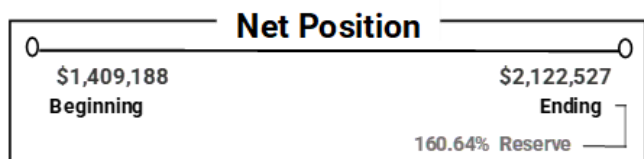
Communities Served

Percentage	City	Zip Codes
99.0	Los Angeles	90001, 90003, 90005, 90006, 90008, 90015, 90016, 90017, 90018, 90019, 90036, 90037, 90044, 90047
1.0%	Hawthorne	90250

Source: February 2024 Student Enrollment Report

Financial Summary

Fiscal Year 2023-2024 Lashon Academy City



Audit Findings:

Yes No

Fiscal Stabilization Plan:

Yes No

62%

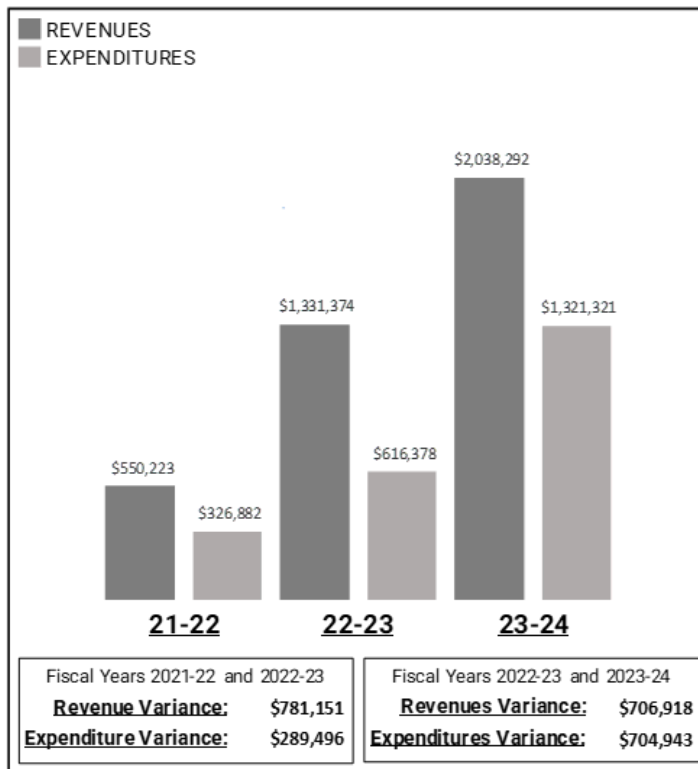
Total Expenditure to All Staff Salary Percentage

\$158,351

Books and Supplies Expenditures

\$13,395

**Cost Per Pupil



Resources: Fiscal Year 2023-2024 Annual Audit; *Charter school's audit report, Fiscal Year 2023-2024 Unaudited Actual; **LCFF ADA Data (P-2)



Magnolia Science Academy

Principal: Brad Plonka

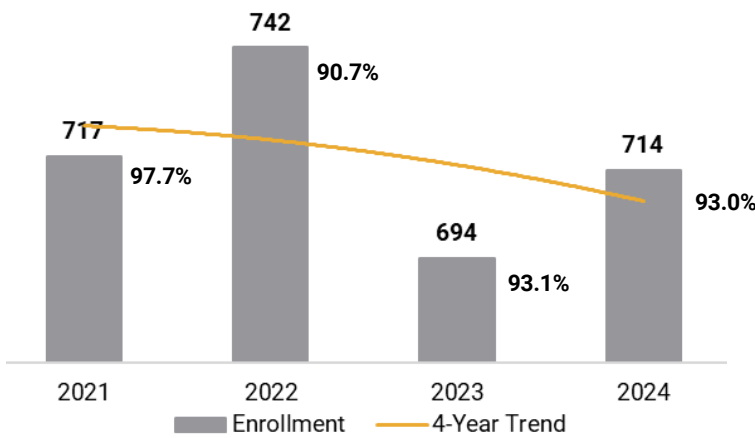
CMO: Magnolia Public Schools

18238 Sherman Way, Reseda, CA 91335

Fast Facts:

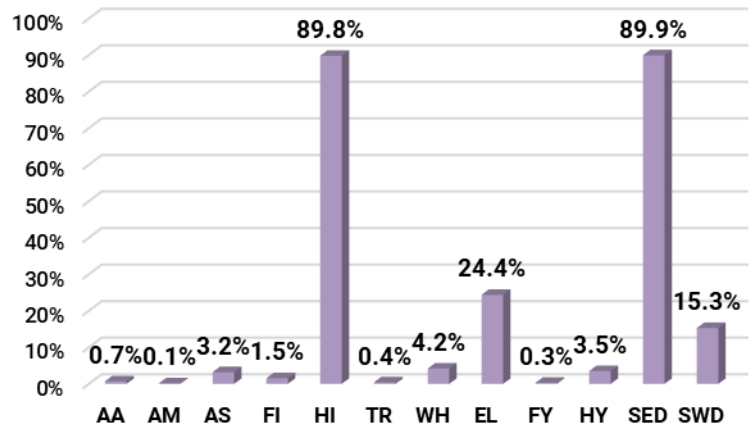
District Appeal	District Appeal or Countywide: (Los Angeles USD)	District of Physical Location:	Los Angeles USD
Authorization Year by LACBOE:	2016	Last Renewal:	N/A
Opened:	2002	Current Charter Term:	2017-2025
First Year of Operation with LACBOE:	2017	Facilities' Description:	Private
Certificated Staff:	38	Supervisorial District:	Third District
Classified Staff:	37	2023-24 Performance Category:	Middle Performing

4 -Year Student Enrollment & Attendance %



Sources: DataQuest <https://dq.cde.ca.gov/> & Average Daily Attendance Reports 2020-21 through 2023-24

2023-2024 Student Groups



See Acronyms and Abbreviations
Source: DataQuest <https://dq.cde.ca.gov/>

2023-2024 CA School Dashboard

Indicator	Performance Level			Are All Students and the majority of the numerically significant student groups performing above the state average for all measures of academic performance^?	
	School	State	Higher or Lower than State	All Students	Numerically Significant Student Groups
ELA^ DFS	-31.4	-13.2	Lower	No	No - 1 of 5 Met
Math^ DFS	-73.9	-47.6	Lower	No	No - 1 of 5 Met
ELPI^ %	23.3%	45.7%	Lower	No	No - 0 of 2 Met
College Career^ %	80.5%	45.3%	Higher	Yes	Yes - 2 of 2 Met
Chronic Absenteeism %	23%	18.6%	Higher	No	No - 1 of 5 Met
Suspension Rate %	2.5%	3.2%	Lower	Yes	Yes - 5 of 5 Met
Graduation Rate %	97.4%	86.7%	Higher	Yes	Yes - 2 of 2 Met

Source: CA Dashboard <https://www.caschooldashboard.org/>



Magnolia Science Academy

Principal: Brad Plonka

CMO: Magnolia Public Schools

18238 Sherman Way, Reseda, CA 91335

Technical Assistance & Monitoring

Items			
2024 ESSA CSI Criteria/ ATSI Criteria	No Status	Federal Program Monitoring	C - Onsite Reviews of Cohort C LEAs
Differentiated Assistance (2023)	EL - Suspension & CAASPP	Compliance and Improvement Monitoring Process	Targeted Level 2 for Performance Elements
Differentiated Assistance (2024) Eligibility Year	Not Eligible	Williams	N/A

Communities Served

%	City	Zip Codes
58.9%	Reseda	91324, 91335, 91342, 91355
9.8%	Northridge	91324, 91325, 91326
8.6%	Van Nuys	91405, 91406, 91411
5.4%	Winnetka	91306
3.0%	Canoga Park	91303, 91304, 90306
14.3%	Other (each city <3%)	90023, 91304, 91311, 91316, 91326, 91331, 91335, 91340, 91342, 91343, 91344, 31345, 91352, 91364, 91367, 91402, 91403, 91406, 91411, 91423, 91601, 91605, 91724, 93063, 93065, 93536, 93552

Source: February 2024 Student Enrollment Report

Financial Summary

Fiscal Year 2023-2024
Magnolia Science Academy

Net Position

0	0
\$11,005,785 Beginning	\$11,249,876 Ending
73.30% Reserve	

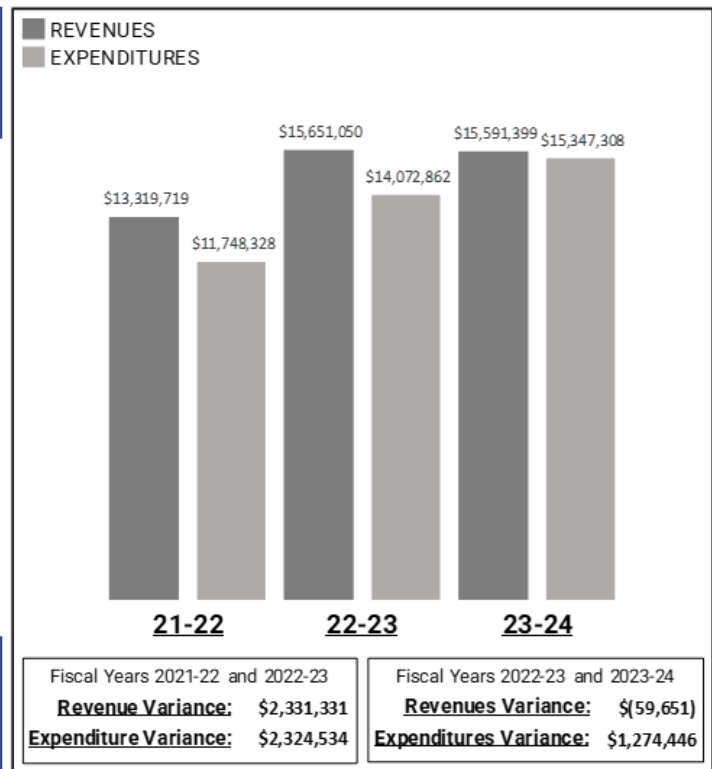
Audit Findings: Yes No

Fiscal Stabilization Plan: Yes No

52%
Total Expenditure to All Staff Salary Percentage

\$967,499
Books and Supplies Expenditures

\$23,159
**Cost Per Pupil



Resources: Fiscal Year 2023-2024 Annual Audit; *Charter school's audit report, Fiscal Year 2023-2024 Unaudited Actual; **LCFF ADA Data (P-2)



Magnolia Science Academy 2

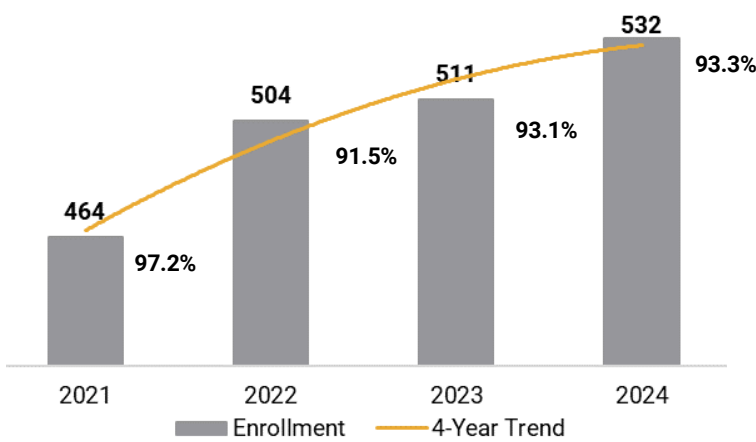
Principal: David Garner & Irene Gavi
CMO: Magnolia Public Schools

17125 Victory Blvd., Van Nuys, CA 91406

Fast Facts:

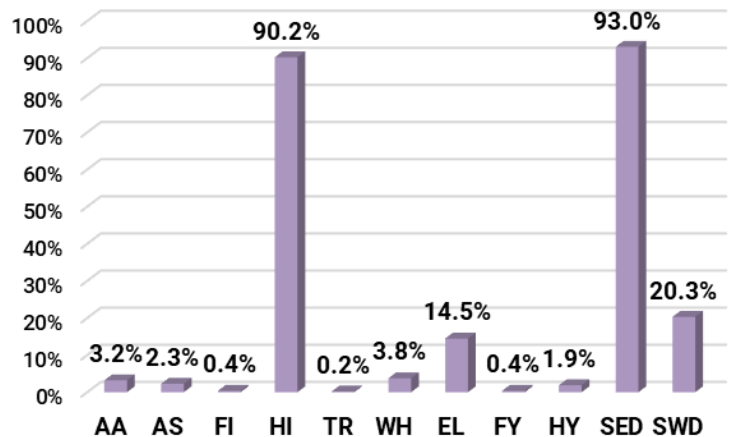
District Appeal	District Appeal or Countywide: (Los Angeles USD)	District of Physical Location:	Los Angeles USD
Authorization Year by LACBOE: 2016	Opened: 2007	Last Renewal:	N/A
First Year of Operation with LACBOE: 2017	Certificated Staff: 26	Current Charter Term:	2017-2025
Classified Staff: 22	2023-24 Performance Category:	Facilities' Description:	Prop. 39
		Supervisorial District:	Third District
			Middle Performing

4 -Year Student Enrollment & Attendance %



Sources: DataQuest <https://dq.cde.ca.gov/> & Average Daily Attendance Reports 2020-21 through 2023-24

2023-2024 Student Groups



See Acronyms and Abbreviations
Source: DataQuest <https://dq.cde.ca.gov/>

2023-2024 CA School Dashboard

Indicator	Performance Level			Are All Students and the majority of the numerically significant student groups performing above the state average for all measures of academic performance^?	
	School	State	Higher or Lower than State	All Students	Numerically Significant Student Groups
ELA^ DFS	-47.5	-13.2	Lower	No	No - 1 of 4 Met
Math^ DFS	-110.4	-47.6	Lower	No	No - 0 of 4 Met
ELPI^ %	32.4%	45.7%	Lower	No	No - 0 of 2 Met
College Career^ %	76.7%	45.3%	Higher	Yes	Yes - 2 of 2 Met
Chronic Absenteeism %	19.3%	18.6%	Higher	No	Yes - 3 of 4 Met
Suspension Rate %	0.5%	3.2%	Lower	Yes	Yes - 5 of 5 Met
Graduation Rate %	97.8%	86.7%	Higher	Yes	Yes - 2 of 2 Met

Source: CA Dashboard <https://www.caschooldashboard.org/>



Magnolia Science Academy 2

Principal: David Garner & Irene Gavi

CMO: Magnolia Public Schools

17125 Victory Blvd., Van Nuys, CA 91406

Technical Assistance & Monitoring

Items			
2024 ESSA CSI Criteria/ ATSI Criteria	No Status	Federal Program Monitoring	C - Onsite Reviews of Cohort C LEAs
Differentiated Assistance (2023)	N/A	Compliance and Improvement Monitoring Process	Targeted Level 2 for Disproportionality
Differentiated Assistance (2024) Eligibility Year	Not Eligible	Williams	N/A

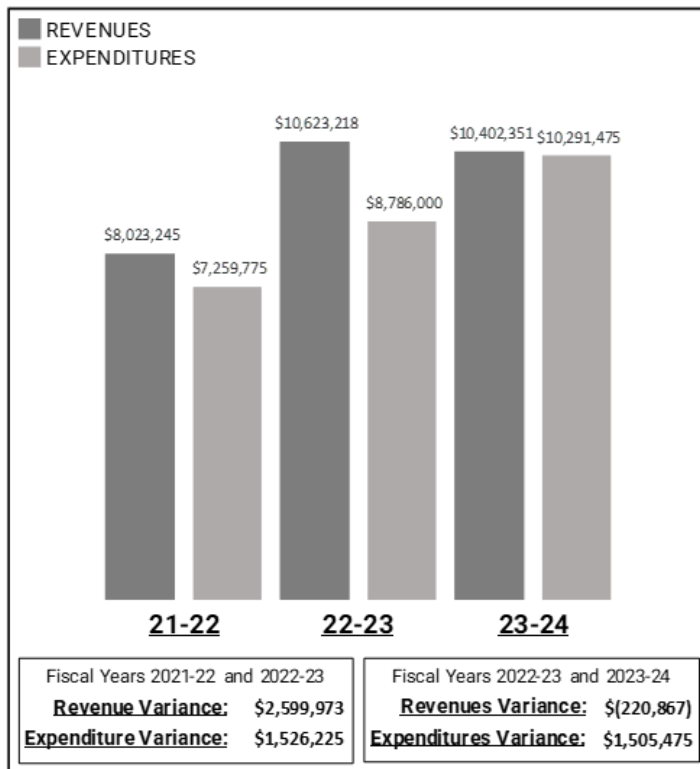
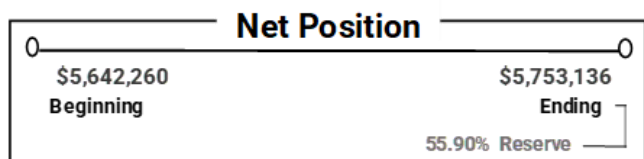
Communities Served

%	City	Zip Codes
65.9%	Van Nuys	91303, 91401, 91402, 91405, 91406, 91411
11.9%	Reseda	91331, 91335
3.4%	Lake Balboa	91203, 91406
18.8%	Other (each city <3%)	90220, 91040, 91303, 91304, 91306, 91316, 91324, 91325, 91326, 91331, 91334, 91335, 91342, 91343, 91344, 91352, 91356, 91401, 91402, 91406, 91411, 91423, 91605, 91606, 91607

Source: February 2024 Student Enrollment Report

Financial Summary

Fiscal Year 2023-2024 Magnolia Science Academy 2



Audit Findings:
 Yes No

Fiscal Stabilization Plan:
 Yes No

51% Total Expenditure to All Staff Salary Percentage
\$493,470 Books and Supplies Expenditures
\$20,774 **Cost Per Pupil

Resources: Fiscal Year 2023-2024 Annual Audit; *Charter school's audit report, Fiscal Year 2023-2024 Unaudited Actual; **LCFF ADA Data (P-2)



Magnolia Science Academy 3

Principal: Zekeriya Ocel

CMO: Magnolia Public Schools

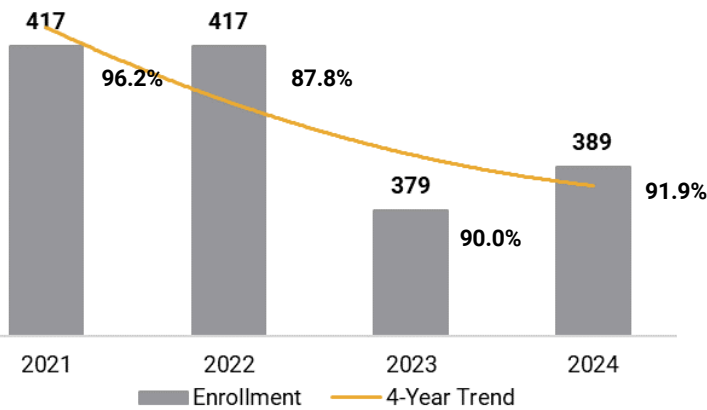
1254 E. Helmick St., Carson, CA 90746

Fast Facts:

District Appeal	
District Appeal or Countywide:	(Los Angeles USD)
Authorization Year by LACBOE:	2016
Opened:	2008
First Year of Operation with LACBOE:	2017
Certificated Staff:	22
Classified Staff:	17

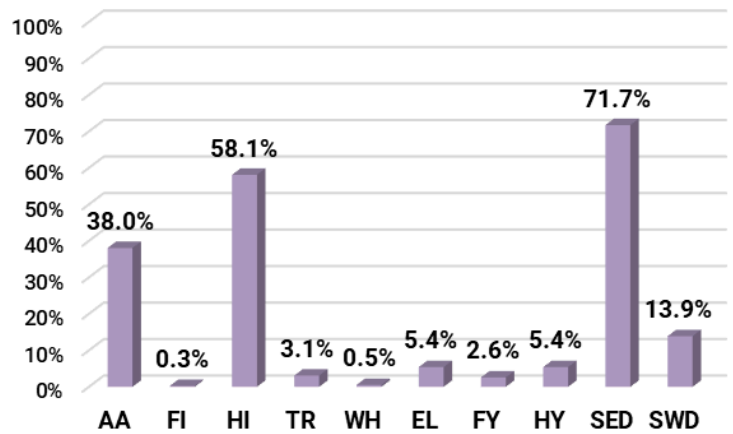
District of Physical Location:	Los Angeles USD
Last Renewal:	N/A
Current Charter Term:	2017-2025
Facilities' Description:	Prop. 39
Supervisorial District:	Second District
2023-24 Performance Category:	Middle Performing

4 -Year Student Enrollment & Attendance %



Sources: DataQuest <https://dq.cde.ca.gov/> & Average Daily Attendance Reports 2020-21 through 2023-24

2023-2024 Student Groups



See Acronyms and Abbreviations
Source: DataQuest <https://dq.cde.ca.gov/>

2023-2024 CA School Dashboard

Indicator	Performance Level			Are All Students and the majority of the numerically significant student groups performing above the state average for all measures of academic performance^?	
	School	State	Higher or Lower than State	All Students	Numerically Significant Student Groups
ELA^ DFS	-38.4	-13.2	Lower	No	Yes - 2 of 3 Met
Math^ DFS	-92.6	-47.6	Lower	No	No - 1 of 3 Met
ELPI^ %	38.9%** (NPC)	45.7%	Lower**	**	**
College Career^ %	47.9%	45.3%	Higher	Yes	Yes - 2 of 2 Met
Chronic Absenteeism %	27.3%	18.6%	Higher	No	No - 0 of 3 Met
Suspension Rate %	2.2%	3.2%	Lower	Yes	Yes - 4 of 4 Met
Graduation Rate %	93.9%	86.7%	Higher	Yes	Yes - 2 of 2 Met

Source: CA Dashboard <https://www.caschooldashboard.org/>



Magnolia Science Academy 3

Principal: Zekeriya Ocel

CMO: Magnolia Public Schools

1254 E. Helmick St., Carson, CA 90746

Technical Assistance & Monitoring

Items			
2024 ESSA CSI Criteria/ ATSI Criteria	No Status	Federal Program Monitoring	C - Onsite Reviews of Cohort C LEAs
Differentiated Assistance (2023)	N/A	Compliance and Improvement Monitoring Process	Small LEA Monitoring Compliance Only
Differentiated Assistance (2024) Eligibility Year	Not Eligible	Williams	N/A

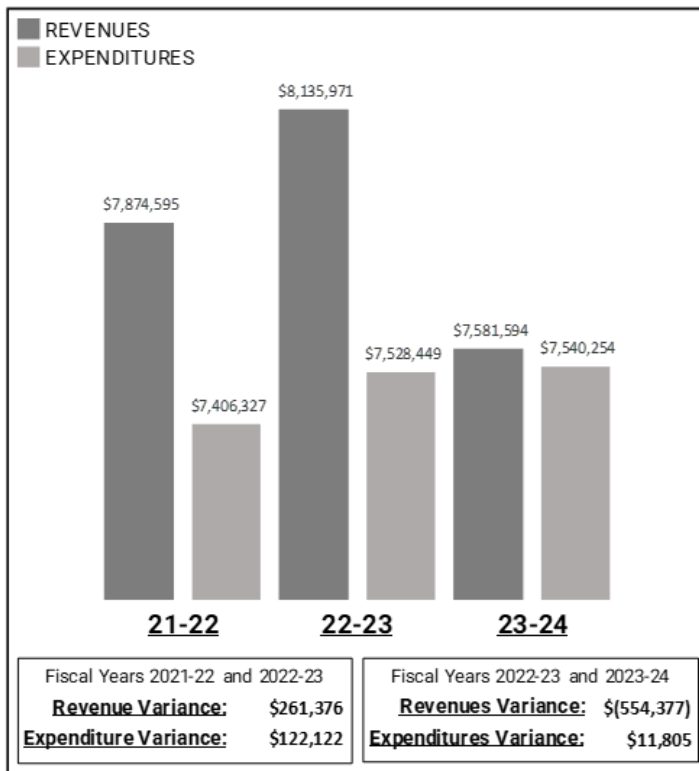
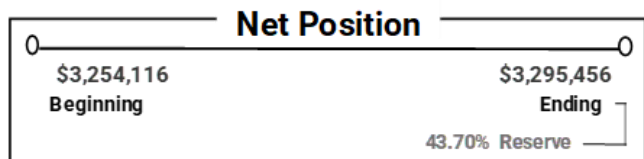
Communities Served

%	City	Zip Codes
36.6%	Carson	90220, 90280, 90706, 90745, 90746, 90810
26.4%	Compton	90220, 90221, 90222
11.0%	Los Angeles	90001, 90002, 90003, 90019, 90025, 90043, 90044, 90045, 90047, 90059, 90060, 90061, 90062
10.2%	Gardena	90247, 90248, 90249
3.7%	Torrance	90501, 90502
3.4%	Long Beach	90805, 90810, 90813
8.7%	Other (each city <3%)	90220, 90250, 90262, 90270, 90301, 90302, 90710, 90717, 90723, 90731, 90744

Source: February 2024 Student Enrollment Report

Financial Summary

Fiscal Year 2023-2024 Magnolia Science Academy 3



Audit Findings:
 Yes No

Fiscal Stabilization Plan:
 Yes No

62%

Total Expenditure to All Staff Salary Percentage

\$322,414

Books and Supplies Expenditures

\$21,297

**Cost Per Pupil

Resources: Fiscal Year 2023-2024 Annual Audit; *Charter school's audit report, Fiscal Year 2023-2024 Unaudited Actual; **LCFF ADA Data (P-2)



Magnolia Science Academy 5

Principal: Ali Kaplan

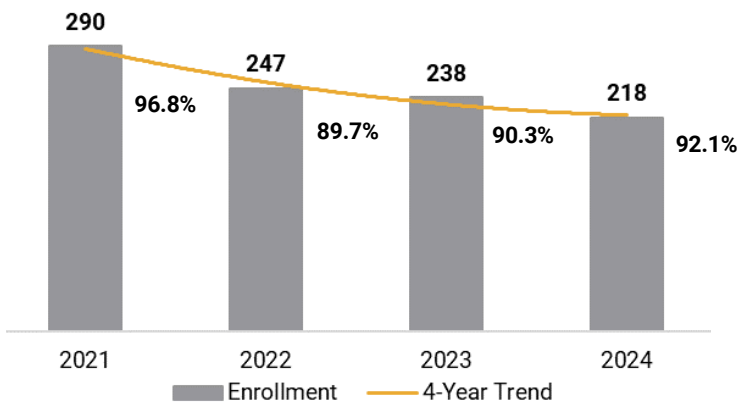
CMO: Magnolia Public Schools

18238 Sherman Way, Reseda, CA 91335

Fast Facts:

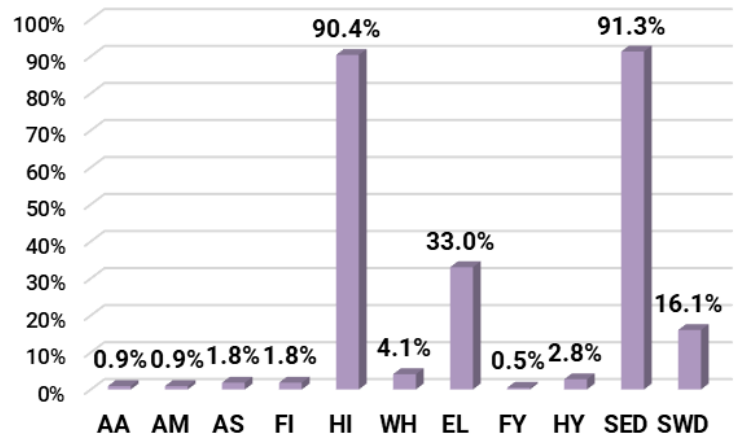
District Appeal		District of Physical Location:	Los Angeles USD
District Appeal or Countywide:	(Los Angeles USD)	Last Renewal:	N/A
Authorization Year by LACBOE:	2017	Current Charter Term:	2018-2026
Opened:	2008	Facilities' Description:	Private
First Year of Operation with LACBOE:	2018	Supervisorial District:	Third District
Certificated Staff:	15	2023-24 Performance Category:	Middle Performing
Classified Staff:	13		

4 -Year Student Enrollment & Attendance %



Sources: DataQuest <https://dq.cde.ca.gov/> & Average Daily Attendance Reports 2020-21 through 2023-24

2023-2024 Student Groups



See Acronyms and Abbreviations
Source: DataQuest <https://dq.cde.ca.gov/>

2023-2024 CA School Dashboard

Indicator	Performance Level			Are All Students and the majority of the numerically significant student groups performing above the state average for all measures of academic performance^?	
	School	State	Higher or Lower than State	All Students	Numerically Significant Student Groups
ELA^ DFS	-27.9	-13.2	Lower	No	Yes - 3 of 3 Met
Math^ DFS	-79.6	-47.6	Lower	No	No - 1 of 3 Met
ELPI^ %	53%	45.7%	Higher	Yes	Yes - 1 of 1 Met
College Career^ %	80.8%** (NPC)	45.3%	Higher**	**	**
Chronic Absenteeism %	26.1%	18.6%	Higher	No	No - 0 of 3 Met
Suspension Rate %	1.3%	3.2%	Lower	Yes	Yes - 4 of 4 Met
Graduation Rate %	96.2%** (NPC)	86.7%	Higher**	**	**

Source: CA Dashboard <https://www.caschooldashboard.org/>



Magnolia Science Academy 5

Principal: Ali Kaplan

CMO: Magnolia Public Schools

18238 Sherman Way, Reseda, CA 91335

Technical Assistance & Monitoring

Items			
2024 ESSA CSI Criteria/ ATSI Criteria	No Status	Federal Program Monitoring	C - Onsite Reviews of Cohort C LEAs
Differentiated Assistance (2023)	N/A	Compliance and Improvement Monitoring Process	Small LEA Monitoring Compliance Only
Differentiated Assistance (2024) Eligibility Year	Not Eligible	Williams	N/A

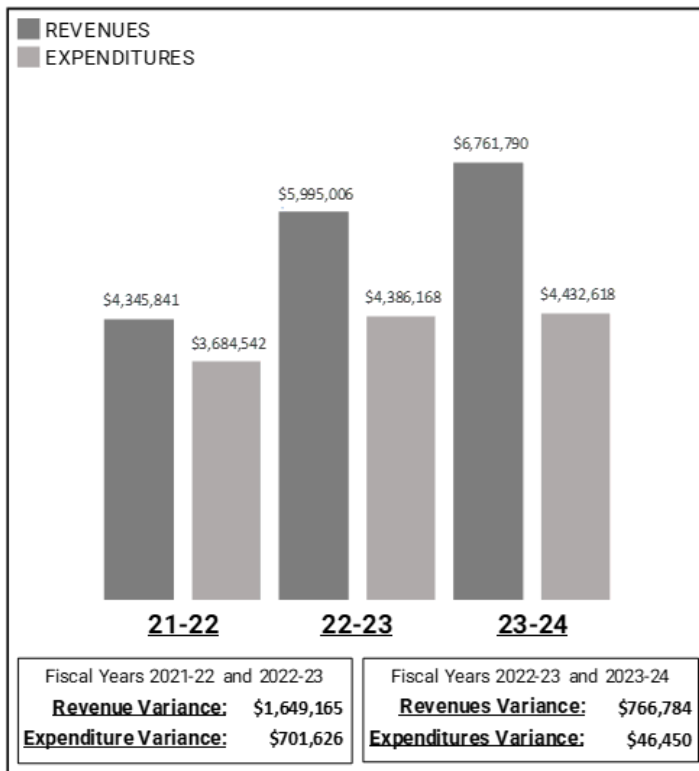
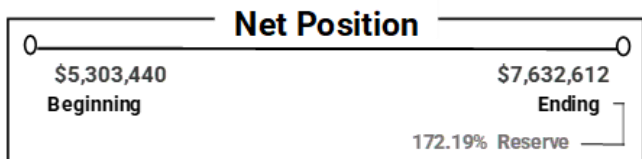
Communities Served

%	City	Zip Codes
58.4%	Reseda	91324, 91335
12.9%	Van Nuys	91041, 91405, 91406, 91411
5.3%	Canoga Park	91303, 9304
5.3%	Winnetka	91306
4.3%	Northridge	91324, 91325
3.3%	Panorama City	91402
10.5%	Other (each city <3%)	91316, 91331, 91335, 91340, 91342, 91343, 91344, 91345, 91356, 91401, 91405, 91406, 91411, 91605, 91606

Source: February 2024 Student Enrollment Report

Financial Summary

Fiscal Year 2023-2024 Magnolia Science Academy 5



Audit Findings:
 Yes No

Fiscal Stabilization Plan:
 Yes No

65%

Total Expenditure to All Staff Salary Percentage

\$249,242

Books and Supplies Expenditures

\$22,657

**Cost Per Pupil

Resources: Fiscal Year 2023-2024 Annual Audit; *Charter school's audit report, Fiscal Year 2023-2024 Unaudited Actual; **LCFF ADA Data (P-2)



Odyssey Charter

Executive Director: Dr. Carlos Garcia Saldaña
CMO: Odyssey Charter School

725 W. Altadena Dr., Altadena, CA 91001

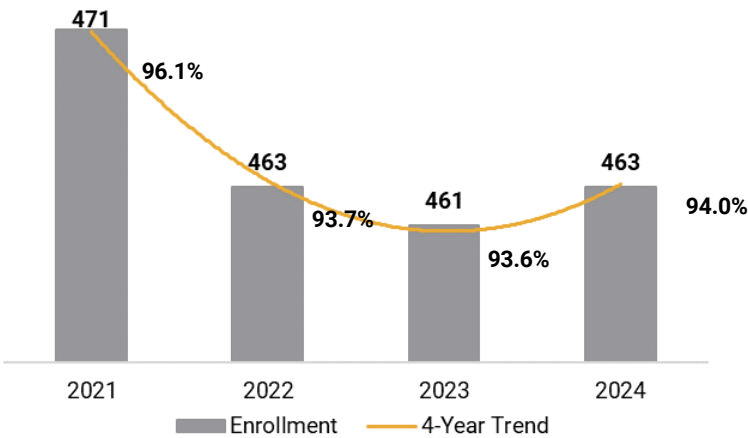
Fast Facts:

District Appeal

District Appeal or Countywide: (South Pasadena USD)	
Authorization Year by LACBOE:	1999
Opened:	1999
First Year of Operation with LACBOE:	1999
Certificated Staff:	30
Classified Staff:	33

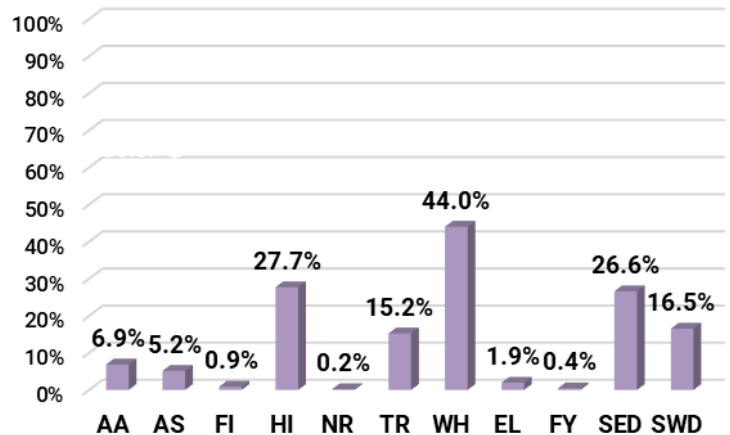
District of Physical Location:	Pasadena USD
Last Renewal:	2019
Current Charter Term:	2019-2027
Facilities' Description:	Prop. 39
Supervisorial District:	Fifth District
2023-24 Performance Category:	High Performing

4 -Year Student Enrollment & Attendance %



Sources: DataQuest <https://dq.cde.ca.gov/> & Average Daily Attendance Reports 2020-21 through 2023-24

2023-2024 Student Groups



See Acronyms and Abbreviations
 Source: DataQuest <https://dq.cde.ca.gov/>

2023-2024 CA School Dashboard

Indicator	Performance Level			Are All Students and the majority of the numerically significant student groups performing above the state average for all measures of academic performance^?	
	School	State	Higher or Lower than State	All Students	Numerically Significant Student Groups
ELA^ DFS	+65.1	-13.2	Higher	Yes	Yes - 5 of 5 Met
Math^ DFS	+42.4	-47.6	Higher	Yes	Yes - 5 of 5 Met
ELPI^ %	NPC*	45.7%	--	*	*
College Career^ %	N/A	45.3%	N/A	N/A	N/A
Chronic Absenteeism %	14.3%	18.6%	Lower	Yes	Yes - 6 of 6 Met
Suspension Rate %	1.1%	3.2%	Lower	Yes	Yes - 6 of 6 Met
Graduation Rate %	N/A	86.7%	N/A	N/A	N/A

Source: CA Dashboard <https://www.caschooldashboard.org/>



Odyssey Charter

Executive Director: Dr. Carlos Garcia Saldaña

CMO: Odyssey Charter School

725 W. Altadena Dr., Altadena, CA 91001

Technical Assistance & Monitoring

Items			
2024 ESSA CSI Criteria/ ATSI Criteria	No Status	Federal Program Monitoring	C - Onsite Reviews of Cohort C LEAs
Differentiated Assistance (2023)	N/A	Compliance and Improvement Monitoring Process	Small LEA Monitoring Compliance Only
Differentiated Assistance (2024) Eligibility Year	Not Eligible	Williams	N/A

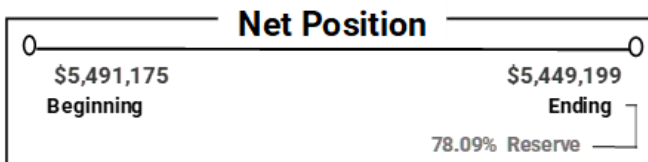
Communities Served

%	City	Zip Codes
48.5%	Altadena	91001
24.0%	Pasadena	91101, 91103, 91104, 91105, 91106, 91107
12.1%	Los Angeles	90012, 90026, 90027, 90031, 90032, 90039, 90041, 90042, 90065
5.2%	Glendale	91201, 91202, 91204, 91205, 91206, 91207, 91208, 91214
10.2%	Other (each city <3%)	90247, 90255, 91006, 91007, 91016, 91020, 91024, 91040, 91042, 91214, 91702, 91711, 91740, 91770, 91776, 91780, 91792, 91801

Source: February 2024 Student Enrollment Report

Financial Summary

Fiscal Year 2023-2024
Odyssey Charter School



Audit Findings:

Yes No

Fiscal Stabilization Plan:

Yes No

67%

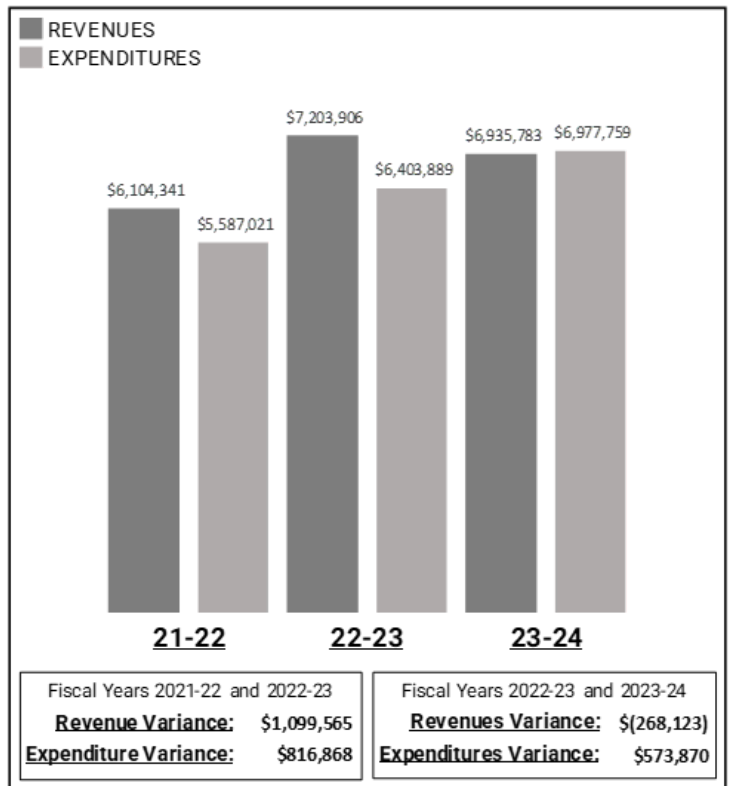
Total Expenditure to All Staff Salary Percentage

\$491,848

Books and Supplies Expenditures

\$15,931

**Cost Per Pupil



Resources: Fiscal Year 2023-2024 Annual Audit; *Charter school's audit report, Fiscal Year 2023-2024 Unaudited Actual; **LCFF ADA Data (P-2)



Russell Westbrook Why Not? Middle School

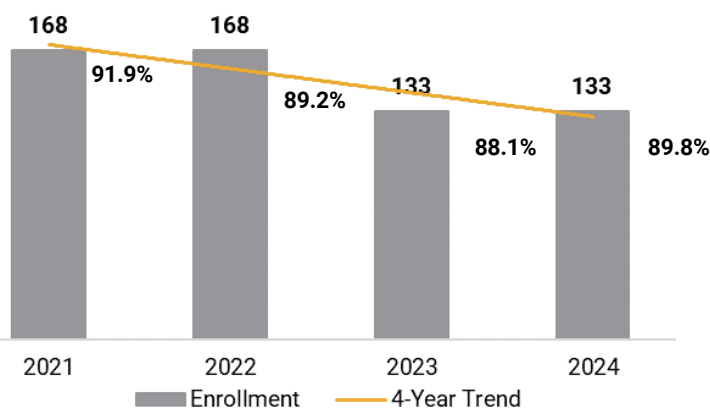
Principal: Darla Vance
CMO: LA Promise Fund

**School
Self-Closed on
June 30, 2024**

Fast Facts:

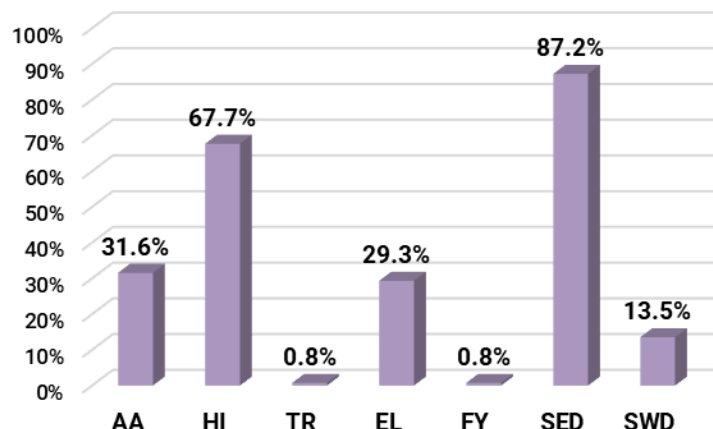
District Appeal	District Appeal or Countywide: (Los Angeles USD)	District of Physical Location:	Los Angeles USD
Authorization Year by LACBOE: 2016	Opened: 2016	Last Renewal:	2021
First Year of Operation with LACBOE: 2016	Certificated Staff: 15	Current Charter Term:	2021-2027
Classified Staff: 21		Facilities' Description:	Prop. 39
		Supervisorial District:	Second District
		2023-24 Performance Category:	Middle Performing

4 -Year Student Enrollment & Attendance %



Sources: DataQuest <https://dq.cde.ca.gov/> & Average Daily Attendance Reports 2020-21 through 2023-24

2023-2024 Student Groups



See Acronyms and Abbreviations
Source: DataQuest <https://dq.cde.ca.gov/>

2023-2024 CA School Dashboard

Indicator	Performance Level			Are All Students and the majority of the numerically significant student groups performing above the state average for all measures of academic performance^?	
	School	State	Higher or Lower than State	All Students	Numerically Significant Student Groups
ELA^ DFS	-65.6	-13.2	Lower	No	No - 0 of 4 Met
Math^ DFS	-113.3	-47.6	Lower	No	No - 0 of 4 Met
ELPI^ %	68.4%	45.7%	Higher	Yes	Yes - 1 of 1 Met
College Career^ %	N/A	45.3%	N/A	N/A	N/A
Chronic Absenteeism %	46.9%	18.6%	Higher	No	No - 0 of 4 Met
Suspension Rate %	2.6%	3.2%	Lower	Yes	Yes - 4 of 4 Met
Graduation Rate %	N/A	86.7%	N/A	N/A	N/A

Source: CA Dashboard <https://www.caschooldashboard.org/>

Russell Westbrook Why Not? Middle School

Principal: Darla Vance
CMO: LA Promise Fund

**School
Self-Closed on
June 30, 2024**



Technical Assistance & Monitoring

Items			
2024 ESSA CSI Criteria/ ATSI Criteria	No Status	Federal Program Monitoring	C - Onsite Reviews of Cohort C LEAs
Differentiated Assistance (2023)	N/A	Compliance and Improvement Monitoring Process	N/A
Differentiated Assistance (2024) Eligibility Year	Not Eligible	Williams	N/A

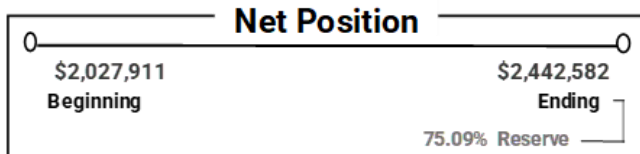
Communities Served

Percentage	City	Zip Codes
96.2%	Los Angeles	90002, 90003, 90006, 90007, 90008, 90018, 90037, 90043, 90044, 90047, 90059, 90062
3.8%	Other (each city <3%)	90249, 90805, 90810, 91730

Source: February 2024 Student Enrollment Report

Financial Summary

Fiscal Year 2023-2024 Russell Westbrook Why Not? Middle School



Audit Findings:

Yes No

Fiscal Stabilization Plan:

Yes No

58%

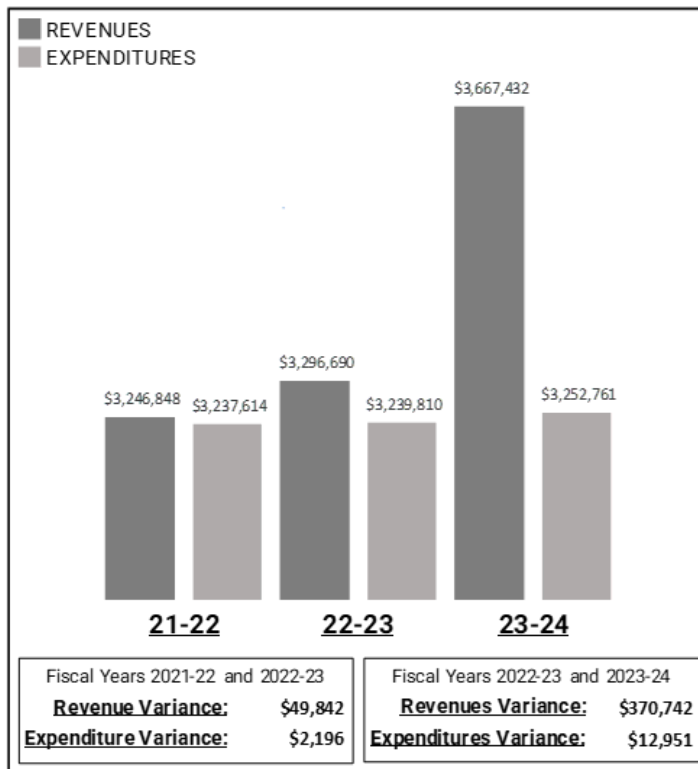
Total Expenditure to All Staff Salary Percentage

\$113,603

Books and Supplies Expenditures

\$27,231

**Cost Per Pupil



Resources: Fiscal Year 2023-2024 Annual Audit; *Charter school's audit report, Fiscal Year 2023-2024 Unaudited Actual; **LCFF ADA Data (P-2)



Russell Westbrook Why Not? High School

Principal: Zeidy Revolorio

CMO: LA Promise Fund

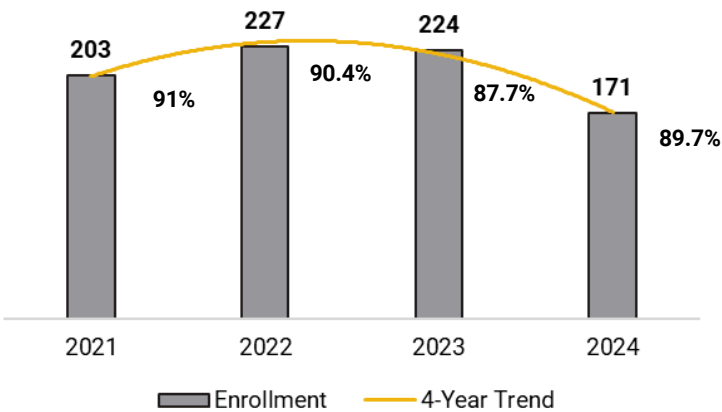
Site 1: 4210 E. Gage Avenue, Bell, CA 90201

Fast Facts:

District Appeal or Countywide:	District Appeal (Los Angeles USD)
Authorization Year by LACBOE:	2016
Opened:	2017
First Year of Operation with LACBOE:	2017
Certificated Staff:	23
Classified Staff:	22

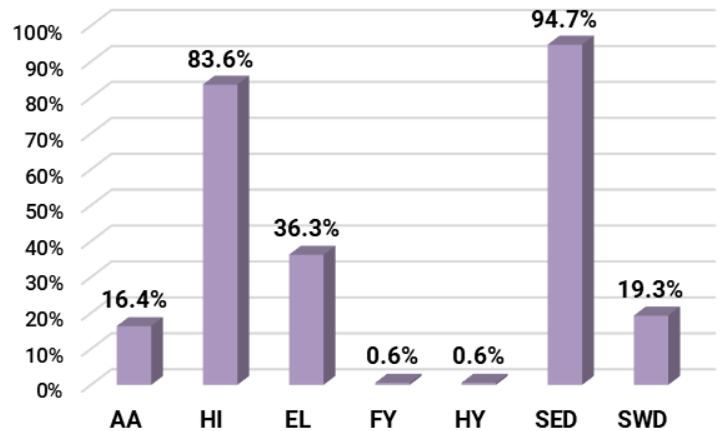
District of Physical Location:	Los Angeles USD
Last Renewal:	2021
Current Charter Term:	2021-2027
Facilities' Description:	Private
Supervisorial District:	Second District
2023-24 Performance Category:	Middle Performing

4 -Year Student Enrollment & Attendance %



Sources: DataQuest <https://dq.cde.ca.gov/> & Average Daily Attendance Reports 2020-21 through 2023-24

2023-2024 Student Groups



See Acronyms and Abbreviations
Source: DataQuest <https://dq.cde.ca.gov/>

2023-2024 CA School Dashboard

Indicator	Performance Level			Are All Students and the majority of the numerically significant student groups performing above the state average for all measures of academic performance^?	
	School	State	Higher or Lower than State	All Students	Numerically Significant Student Groups
ELA^ DFS	-1.3	-13.2	Higher	Yes	Yes - 2 of 2 Met
Math^ DFS	-124.1	-47.6	Lower	No	No - 0 of 2 Met
ELPI^ %	36.5%	45.7%	Lower	No	No - 0 of 1 Met
College Career^ %	38.3%	45.3%	Lower	No	Yes - 2 of 2 Met
Chronic Absenteeism %	N/A	18.6%	N/A	N/A	N/A
Suspension Rate %	1.1%	3.2%	Lower	Yes	Yes - 6 of 6 Met
Graduation Rate %	83%	86.7%	Lower	No	No - 1 of 2 Met

Source: CA Dashboard <https://www.caschooldashboard.org/>

Russell Westbrook Why Not? High School

Principal: Zeidy Revolorio

CMO: LA Promise Fund



Site 1: 4210 E. Gage Avenue, Bell, CA 90201

Technical Assistance & Monitoring

Items			
2024 ESSA CSI Criteria/ ATSI Criteria	No Status	Federal Program Monitoring	C - Onsite Reviews of Cohort C LEAs
Differentiated Assistance (2023)	N/A	Compliance and Improvement Monitoring Process	Targeted Compliance Only
Differentiated Assistance (2024) Eligibility Year	Not Eligible	Williams	N/A

Communities Served

%	City	Zip Codes
76.0%	Los Angeles	90001, 90002, 90003, 90005, 90007, 90008, 90011, 90016, 90018, 90037, 90043, 90044, 90047, 90056, 90062
5.3%	Huntington Park	90255
5.3%	South Gate	90280
13.4%	Other (each city <3%)	90201, 90221, 90240, 90241, 90250, 90262, 90270, 90723, 90745, 90813

Source: February 2024 Student Enrollment Report

Financial Summary

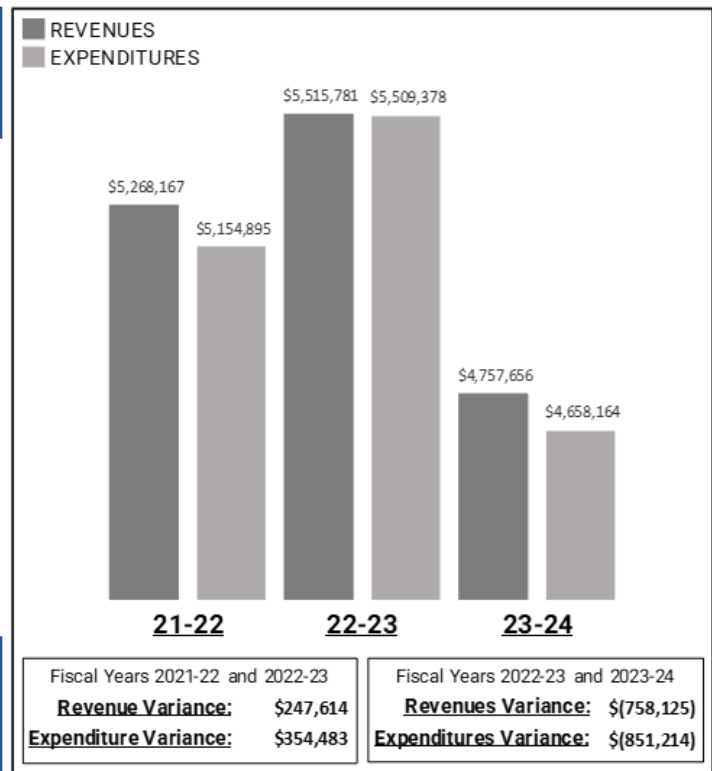
Fiscal Year 2023-2024
Russell Westbrook Why Not? High School

Net Position

Beginning: \$1,713,076
 Ending: \$1,812,568
 38.91% Reserve

Audit Findings: Yes No
Fiscal Stabilization Plan: Yes No

53% Total Expenditure to All Staff Salary Percentage
\$263,473 Books and Supplies Expenditures
\$30,171 **Cost Per Pupil



Resources: Fiscal Year 2023-2024 Annual Audit; *Charter school's audit report, Fiscal Year 2023-2024 Unaudited Actual; **LCFF ADA Data (P-2)



Soleil Academy

Executive Director: Beatriz Gutierrez

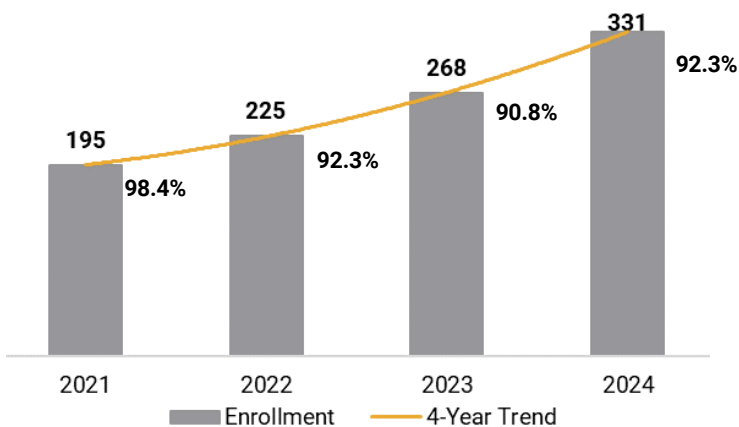
CMO: N/A

Site 1: 3900 Agnes Avenue, Lynwood, CA 90262
 Site 2: 12315 Thorson Ave., Lynwood, CA 90262

Fast Facts:

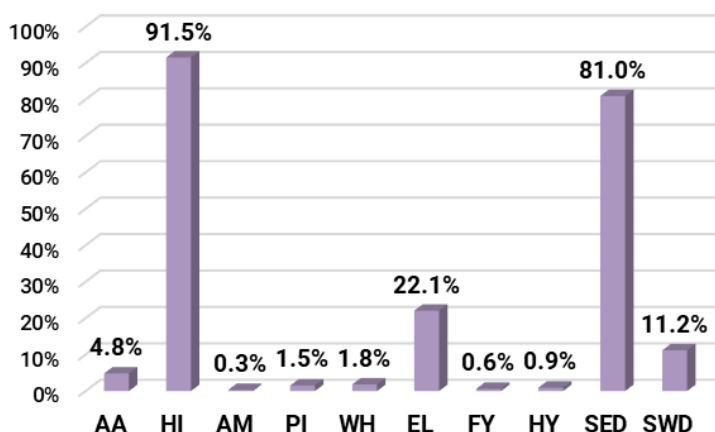
District Appeal or Countywide:	District Appeal (Lynwood USD)	District of Physical Location:	Lynwood USD
Authorization Year by LACBOE:	2017	Last Renewal:	2021
Opened:	2017	Current Charter Term:	2021-2027
First Year of Operation with LACBOE:	2018	Facilities' Description:	2 Sites/Prop. 39
Certificated Staff:	15	Supervisorial District:	Fourth District
Classified Staff:	24	2023-24 Performance Category:	Middle Performing

4 -Year Student Enrollment & Attendance %



Sources: DataQuest <https://dq.cde.ca.gov/> & Average Daily Attendance Reports 2020-21 through 2023-24

2023-2024 Student Groups



See Acronyms and Abbreviations
 Source: DataQuest <https://dq.cde.ca.gov/>

2023-2024 CA School Dashboard

Indicator	Performance Level			Are All Students and the majority of the numerically significant student groups performing above the state average for all measures of academic performance^?	
	School	State	Higher or Lower than State	All Students	Numerically Significant Student Groups
ELA^ DFS	-45.3	-13.2	Lower	No	No - 0 of 3 Met
Math^ DFS	-69.7	-47.6	Lower	No	Yes - 3 of 3 Met
ELPI^ %	45.8%	45.7%	Higher	Yes	Yes - 1 of 1 Met
College Career^ %	N/A	45.3%	N/A	N/A	N/A
Chronic Absenteeism %	24.6%	18.6%	Higher	No	No - 0 of 4 Met
Suspension Rate %	0.3%	3.2%	Lower	Yes	Yes - 4 of 4 Met
Graduation Rate %	N/A	86.7%	N/A	N/A	N/A

Source: CA Dashboard <https://www.caschooldashboard.org/>

Soleil Academy

Executive Director: Beatriz Gutierrez

CMO: N/A



Site 1: 3900 Agnes Avenue, Lynwood, CA 90262
 Site 2: 12315 Thorson Ave., Lynwood, CA 90262

Technical Assistance & Monitoring

Items			
2024 ESSA CSI Criteria/ ATSI Criteria	No Status	Federal Program Monitoring	C - Onsite Reviews of Cohort C LEAs
Differentiated Assistance (2023)	N/A	Compliance and Improvement Monitoring Process	Small LEA Monitoring, Cyclical Monitoring Continuing
Differentiated Assistance (2024) Eligibility Year	Not Eligible	Williams	N/A

Communities Served

Percentage	City	Zip Codes
62.6%	Lynwood	90262
24.6%	Compton	90220, 90221, 90222
6.0%	Los Angeles	90001, 90002, 90003, 90044, 90059, 90061
6.8%	Other (each city <3%)	90201, 90241, 90255, 90270, 90280, 90504, 90706, 90715, 90723, 90805, 91744

Source: February 2024 Student Enrollment Report

Financial Summary

Fiscal Year 2023-2024
Soleil Academy

Net Position

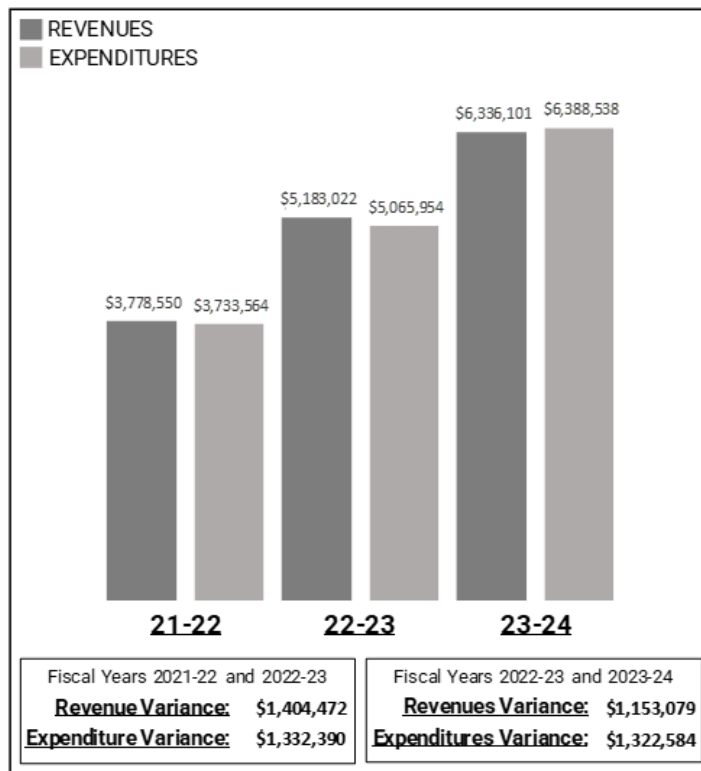
\$1,619,820 Beginning \$1,567,383 Ending

24.53% Reserve

Audit Findings: Yes No

Fiscal Stabilization Plan: Yes No

50%	\$89,010	\$20,850
Total Expenditure to All Staff Salary Percentage	Books and Supplies Expenditures	**Cost Per Pupil



Resources: Fiscal Year 2023-2024 Annual Audit; *Charter school's audit report, Fiscal Year 2023-2024 Unaudited Actual; **LCFF ADA Data (P-2)



The SEED School of Los Angeles County

Head of School: Dr. Jubria Lewis

CMO: SEED Foundation

8400 S. Vermont Ave., Los Angeles CA 90044

Fast Facts:

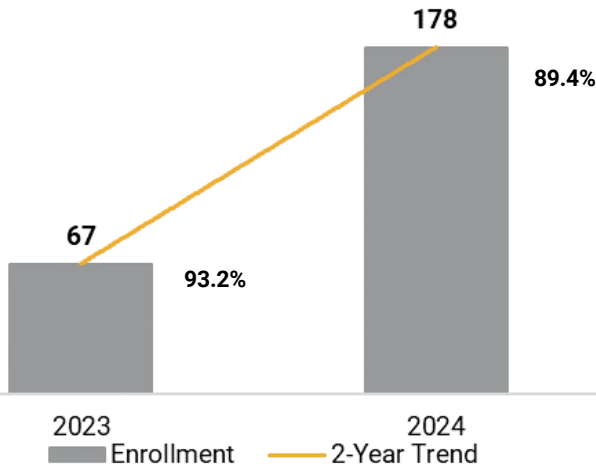
District Appeal

District Appeal or Countywide:	Countywide
Authorization Year by LACBOE:	2020
Opened:	2022
First Year of Operation with LACBOE:	2022
Certificated Staff:	16
Classified Staff:	46

District of Physical Location: Los Angeles USD

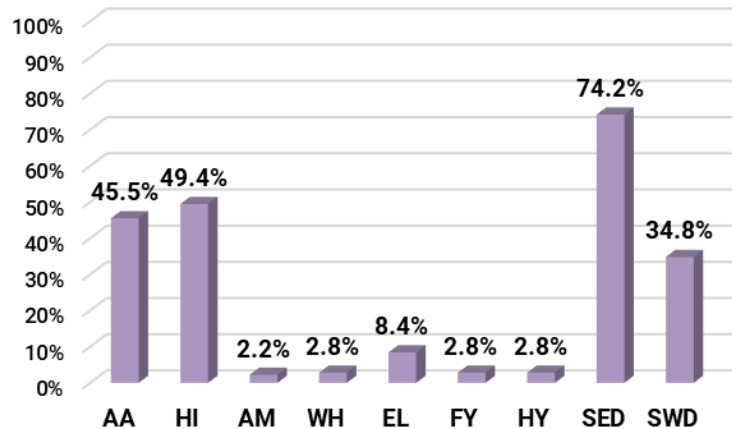
Last Renewal:	N/A
Current Charter Term:	2021-2027
Facilities' Description:	Private
Supervisorial District:	Third District
2023-24 Performance Category:	None

2 -Year Student Enrollment & Attendance %



Sources: DataQuest <https://dq.cde.ca.gov/> & Average Daily Attendance Report 2022-23 through 2023-24

2023-2024 Student Groups



See Acronyms and Abbreviations
Source: DataQuest <https://dq.cde.ca.gov/>

2023-2024 CA School Dashboard

Indicator	Performance Level			Are All Students and the majority of the numerically significant student groups performing above the state average for all measures of academic performance^?	
	School	State	Higher or Lower than State	All Students	Numerically Significant Student Groups
ELA^ DFS	--	-13.2	--	--	--
Math^ DFS	--	-47.6	--	--	--
ELPI^ %	46.2%** (NPC)	45.7%	Higher**	**	**
College Career^ %	--	45.3%	--	--	--
Chronic Absenteeism %	N/A	18.6%	N/A	N/A	N/A
Suspension Rate %	35.6%	3.2%	Higher	No	No - 0 of 4 Met
Graduation Rate %	--	86.7%	--	--	--

Source: CA Dashboard <https://www.caschooldashboard.org/>

The SEED School of Los Angeles County

Head of School: Dr. Jubria Lewis

CMO: SEED Foundation

8400 S. Vermont Ave., Los Angeles CA 90044



Technical Assistance & Monitoring

Items			
2024 ESSA CSI Criteria/ ATSI Criteria	No Status	Federal Program Monitoring	C - Onsite Reviews of Cohort C LEAs
Differentiated Assistance (2023)	N/A	Compliance and Improvement Monitoring Process	Small LEA Monitoring Compliance Only
Differentiated Assistance (2024) Eligibility Year	Not Eligible	Williams	N/A

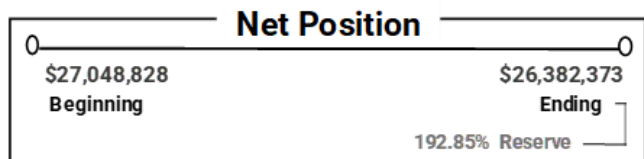
Communities Served

%	City	Zip Codes
75.9%	Los Angeles	90001, 90002, 90003, 90005, 90006, 90007, 90008, 90011, 90016, 90017, 90018, 90020, 90022, 90023, 90032, 90037, 90038, 90042, 90043, 90044, 90047, 90057, 90058, 90059, 90061, 90062, 90063, 90065, 90280, 91343
24.1%	Other (each city <3%)	90008, 90044, 90221, 90222, 90230, 90247, 90250, 90280, 90301, 90302, 90403, 90503, 90606, 90650, 90717, 90746, 90805, 90810, 91214, 91304, 91311, 91313, 91331, 91381, 91401, 91402, 91766, 91767, 91773, 92119, 92394, 92395, 92553

Source: February 2024 Student Enrollment Report

Financial Summary

Fiscal Year 2023-2024 SEED School of Los Angeles County



Audit Findings:

Yes No

Fiscal Stabilization Plan:

Yes No

35%

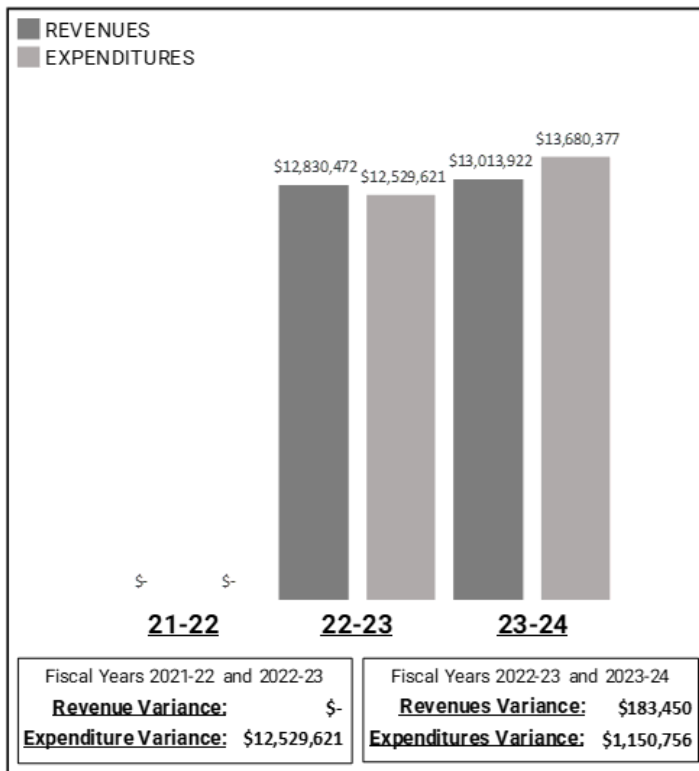
Total Expenditure to All Staff Salary Percentage

\$296,465

Books and Supplies Expenditures

\$89,263

**Cost Per Pupil



Resources: Fiscal Year 2023-2024 Annual Audit; *Charter school's audit report, Fiscal Year 2023-2024 Unaudited Actual; **LCFF ADA Data (P-2)



Valiente College Preparatory Charter

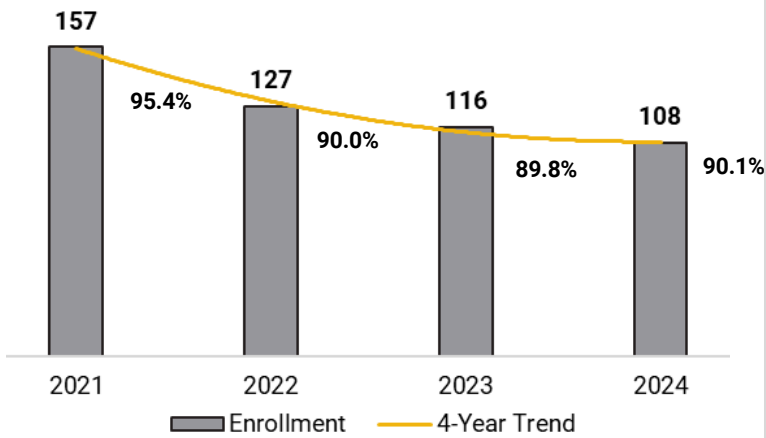
Principal: Jason Marin
CMO: N/A

School Self-Closed on June 30, 2024

Fast Facts:

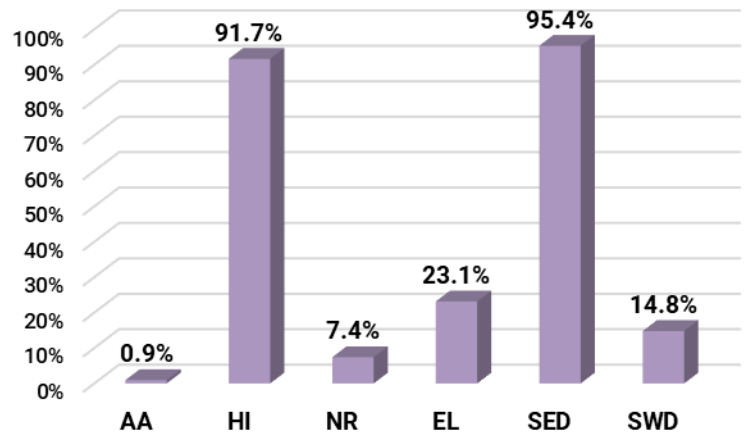
District Appeal or Countywide:	(Los Angeles USD)	District of Physical Location:	Los Angeles USD
Authorization Year by LACBOE:	2015	Last Renewal:	2018
Opened:	2015	Current Charter Term:	2019-2027
First Year of Operation with LACBOE:	2015	Facilities' Description:	Private
Certificated Staff:	10	Supervisorial District:	Fourth District
Classified Staff:	6	2023-24 Performance Category:	Middle Performing

4 -Year Student Enrollment & Attendance %



Sources: DataQuest <https://dq.cde.ca.gov/> & Average Daily Attendance Reports 2020-21 through 2023-24

2023-2024 Student Groups



See Acronyms and Abbreviations
Source: DataQuest <https://dq.cde.ca.gov/>

2023-2024 CA School Dashboard


Indicator	Performance Level			Are All Students and the majority of the numerically significant student groups performing above the state average for all measures of academic performance^?	
	School	State	Higher or Lower than State	All Students	Numerically Significant Student Groups
ELA^ DFS	-75.7	-13.2	Lower	No	No - 0 of 2 Met
Math^ DFS	-118.2	-47.6	Lower	No	No - 0 of 2 Met
ELPI^ %	40.7%** (NPC)	45.7%	Lower**	**	**
College Career^ %	N/A	45.3%	N/A	N/A	N/A
Chronic Absenteeism %	34.2%	18.6%	Higher	No	No - 0 of 3 Met
Suspension Rate %	0.8%	3.2%	Lower	Yes	Yes - 3 of 3 Met
Graduation Rate %	N/A	86.7%	N/A	N/A	N/A

Source: CA Dashboard <https://www.caschooldashboard.org/>

Valiente College Preparatory Charter

Principal: Jason Marin
CMO: N/A

School
Self-Closed on
June 30, 2024



Technical Assistance & Monitoring

Items			
2024 ESSA CSI Criteria/ ATSI Criteria	No Status - ATSI Exited	Federal Program Monitoring	C - Onsite Reviews of Cohort C LEAs
Differentiated Assistance (2023)	EL - Chronic Absenteeism & Suspension Rate; HI & SED - CAASPP & Chronic Absenteeism	Compliance and Improvement Monitoring Process	School Closed
Differentiated Assistance (2024) Eligibility Year	School Closed	Williams	School Closed

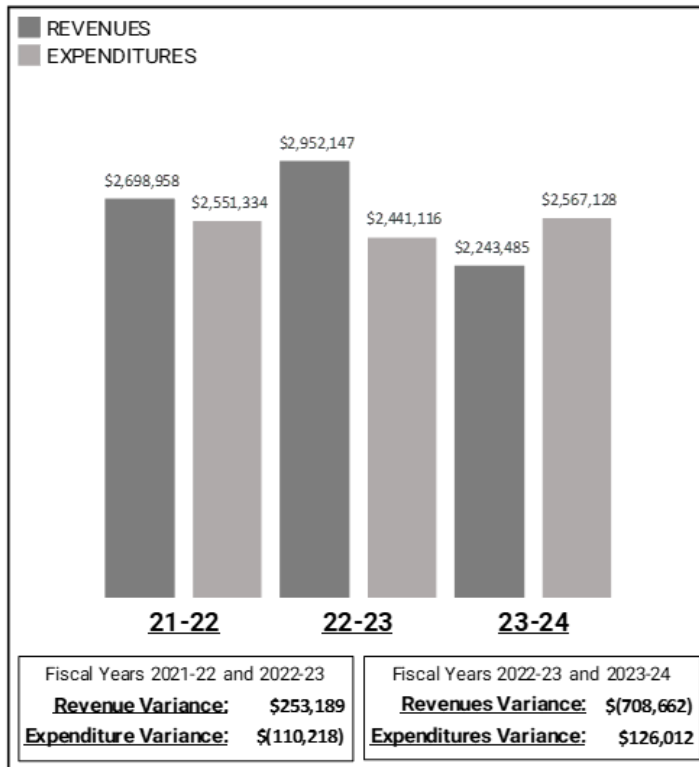
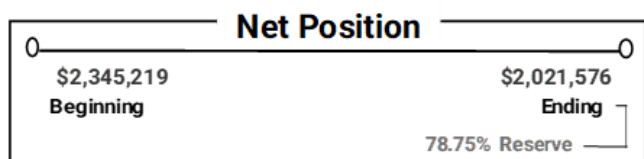
Communities Served

Percentage	City	Zip Codes
46.7%	South Gate	90280
24.3 [^]	Los Angeles	90001, 90002, 90003, 90011, 90058, 90059, 90280
13.1%	Lynwood	90262
4.7%	Compton	90220, 90221, 90222, 90280
3.7%	Bell Gardens	90201
3.7%	Huntington Park	90255
3.8%	Other (each city <3%)	90201, 20270, 90706, 92571

Source: February 2024 Student Enrollment Report

Financial Summary

Fiscal Year 2023-2024 Valiente College Preparatory



Audit Findings:
 Yes No

Fiscal Stabilization Plan:
 Yes No

52% Total Expenditure to All Staff Salary Percentage
\$72,618 Books and Supplies Expenditures
\$25,884 **Cost Per Pupil

Resources: Fiscal Year 2023-2024 Annual Audit; *Charter school's audit report, Fiscal Year 2023-2024 Unaudited Actual; **LCFF ADA Data (P-2)



We The People High

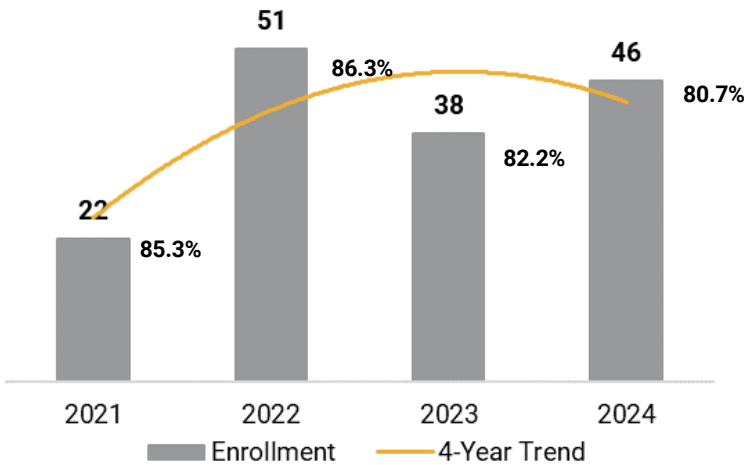
Executive Director: Anita Ravi
CMO: N/A

**School
Self-Closed on
June 30, 2024**

Fast Facts:

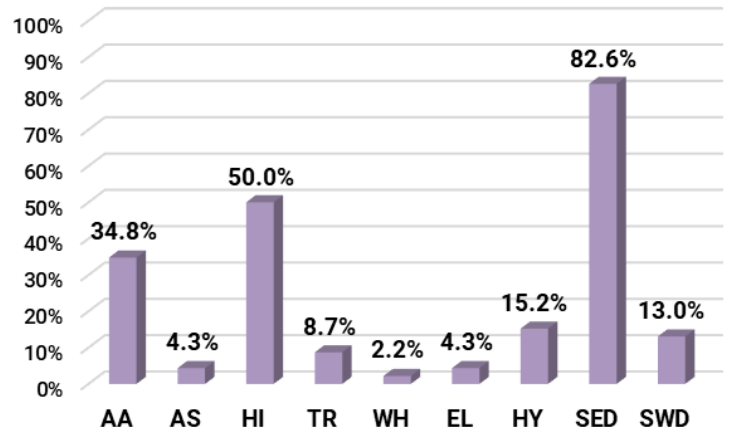
District Appeal	District Appeal or Countywide: (Long Beach USD)	District of Physical Location:	Long Beach USD
Authorization Year by LACBOE:	2019	Last Renewal:	N/A
Opened:	2020	Current Charter Term:	2019-2027
First Year of Operation with LACBOE:	2019	Facilities' Description:	Private
Certificated Staff:	7	Supervisorial District:	Fourth District
Classified Staff:	1	2023-24 Performance Category:	Middle Performing

4 -Year Student Enrollment & Attendance %



Sources: DataQuest <https://dq.cde.ca.gov/> & Average Daily Attendance Reports 2020-21 through 2023-24

2023-2024 Student Groups



See Acronyms and Abbreviations
Source: DataQuest <https://dq.cde.ca.gov/>

2023-2024 CA School Dashboard

Indicator	Performance Level			Are All Students and the majority of the numerically significant student groups performing above the state average for all measures of academic performance^?	
	School	State	Higher or Lower than State	All Students	Numerically Significant Student Groups
ELA^ DFS	-53.3** (NPC)	-13.2	Lower**	**	*
Math^ DFS	-305** (NPC)	-47.6	Lower**	**	*
ELPI^ %	* (NPC)	45.7%	*	*	*
College Career^ %	30.8%** (NPC)	45.3%	Lower**	**	*
Chronic Absenteeism %	N/A	18.6%	N/A	N/A	N/A
Suspension Rate %	7.4%	3.2%	Higher	No	No - 1 of 2 Met
Graduation Rate %	61.5%** (NPC)	86.7%	Lower**	**	*

Source: CA Dashboard <https://www.caschooldashboard.org/>

We The People High

Executive Director: Anita Ravi

CMO: N/A

**School
Self-Closed on
June 30, 2024**



Technical Assistance & Monitoring

Items			
2024 ESSA CSI Criteria/ ATSI Criteria	No Status	Federal Program Monitoring	C - Onsite Reviews of Cohort C LEAs
Differentiated Assistance (2023)	N/A	Compliance and Improvement Monitoring Process	School Closed
Differentiated Assistance (2024) Eligibility Year	School Closed	Williams	School Closed

Communities Served

Percentage	City	Zip Codes
75.6%	Long Beach	90802, 90804, 90805, 90806, 90809, 90810, 90813, 90814
8.9%	Los Angeles	90002, 90044, 90059
4.4%	Wilmington	90744
11.1%	Other (each city <3%)	90222, 90262, 90680, 90731, 90745

Source: February 2024 Student Enrollment Report

Financial Summary

Fiscal Year 2023-2024
We the People

Net Position

0 ————— (\$176,364) Beginning ————— Ending ————— 0

0.00% Reserve

Audit Findings:

Yes No

Fiscal Stabilization Plan:

Yes No

0%

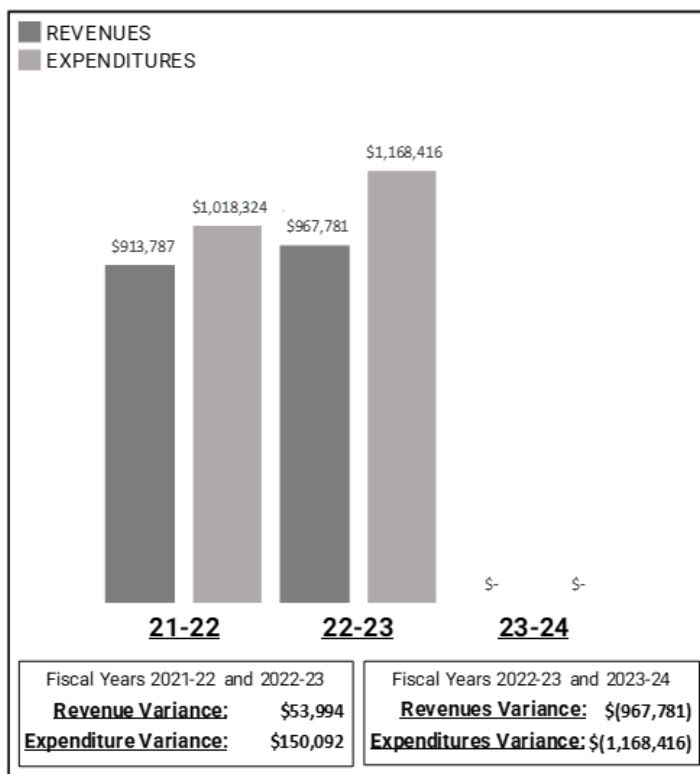
Total Expenditure to All Staff Salary Percentage

\$0

Books and Supplies Expenditures

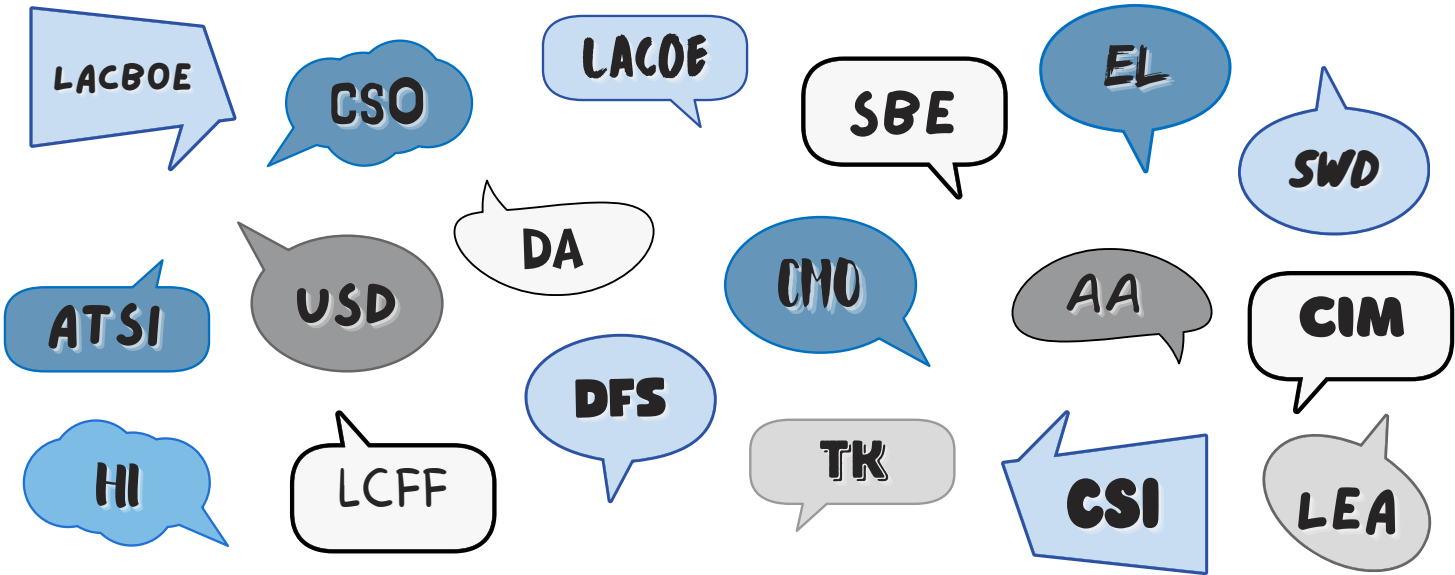
\$-

**Cost Per Pupil



Resources: Fiscal Year 2023-2024 Annual Audit; *Charter school's audit report, Fiscal Year 2023-2024 Unaudited Actual; **LCFF ADA Data (P-2)

ACRONYMS & ABBREVIATIONS



ACRONYM	DESCRIPTION	ACRONYM	DESCRIPTION	ACRONYM	DESCRIPTION
AA	African American	ADA	Average Daily Attendance	AM	American Indian or Alaska Native
AS	Asian	ATSI	Additional Targeted Support and Improvement	CAASPP	CA Assessment of Student Performance and Progress
CIM	Compliance and Improvement Monitoring Process	CMO*	Charter Management Organization	CSI	Comprehensive Support and Improvement
CSO	Charter School Office	DA	Differentiated Assistance	DASS	Dashboard Alternative School Status
DFS	Distance from Standard	EL	English Learner	ESSA	Every Student Succeeds Act
FI	Filipino	FY	Foster Youth	HI	Hispanic or Latino
HY	Homeless Youth	LACBOE	Los Angeles County Board of Education	LACOE	Los Angeles County Office of Education
LCFF	Local Control Funding Formula	LEA	Local Education agency	ME	Migrant Education
MY	Migrant Youth	NR	Not Reported	OHI	Other Health Impaired
PI	Pacific Islander	SBE	State Board of Education	SED	Socioeconomically Disadvantaged Students
SLD	Specific Learning Disability	SWD	Students with Disabilities	TK	Transitional Kindergarten
TR	Two or More Races	USD	Unified School District	WH	White

*An entity that operates or manages multiple charter schools and/or provides services related to managing or operating a charter school.

GLOSSARY OF FISCAL TERMS

Term	Explanation
Beginning Fund Balance	The beginning fund balance is the amount in a particular fund that a charter school starts with at the beginning of the fiscal year. It represents the previous fiscal year's unspent funds carried forward.
Ending Fund Balance	The Ending Fund balance is an accumulation of revenues minus expenditures
Reserve for Economic Uncertainty	The charter school must meet or exceed the reserve level defined in the charter Memorandum of Understanding (MOU) at each required reporting period. The reserve level is the fund balance amount that is not reserved or obligated. The reserve requirement established in the MOU of County Board-authorized charters is a minimum of three (3) percent.
Total Revenues	Revenues refer to the total income generated by the charter. The charter school's entitlement shall be calculated in accordance with the LCFF Base Grant, Supplemental Grant, and Concentration Grant. Other income includes interest, Local State and Federal Private grants, and contributions.
Revenue Variance	Fiscal Year 22-23 revenue minus FY 21-22 revenue Fiscal Year 23-24 revenue minus FY 22-23 revenue
Total Expenditures	Expenditures refer to the spending of money on something or the money that is spent on something
Expenditure Variance	Fiscal Year 22-23 expenditure minus FY 21-22 expenditure Fiscal Year 23-24 expenditure minus FY 22-23 expenditure
Expenditures to All Staff Percentage	Total expenditures divided by total salaries and benefits of all staff
Books & Supplies	The total amount of money spent on books and instructional materials for the fiscal year 2023-24
Cost Per Pupil	Refers to the total expenditures divided by total Average Daily Attendance (ADA) at the Second Principal Apportionment (P-2)
Audit Findings	Each year, the Education Code requires the charter school to have an independent auditing firm review its financial records per the Audit Guide. The firm will provide Findings and Recommendations. A. Schedule of Findings and Questioned Costs presents all audit year findings and a copy of each management letter issued, if any, with each finding assigned the appropriate code B. 10000 Attendance C. 20000 Inventory of Equipment D. 30000 Internal Control E. 40000 State Compliance F. 42000 Charter School Facilities Programs G. 43000 Apprenticeship: Related and Supplemental Instruction H. 50000 Federal Compliance I. 60000 Miscellaneous J. 61000 Classroom Teacher Salaries K. 62000 Local Control Accountability Plan L. 70000 Instructional Materials M. 71000 Teacher Misassignments N. 72000 School Accountability Report Card: 1) Criteria; 2) condition; 3) effect; and 4) cause
Fiscal Stabilization Plan	This framework is designed to assess a charter's short-term financial position and viability in the current fiscal year. Schools that fail to meet the standards may be experiencing fiscal distress and at higher risk for fiscal insolvency. If a charter is at risk of fiscal insolvency, the charter is requested to develop a fiscal stabilization plan to evaluate its financial position.

Charter School Office



**Los Angeles County
Office of Education**