

# Homeless Children & Youth Served

2023-2024 School Year

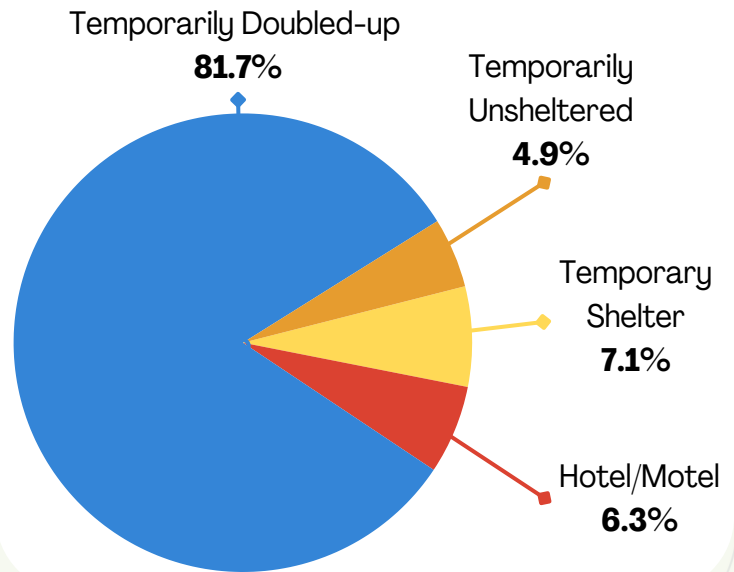


*Compared to 58,062 in the 2022-2023 school year.*

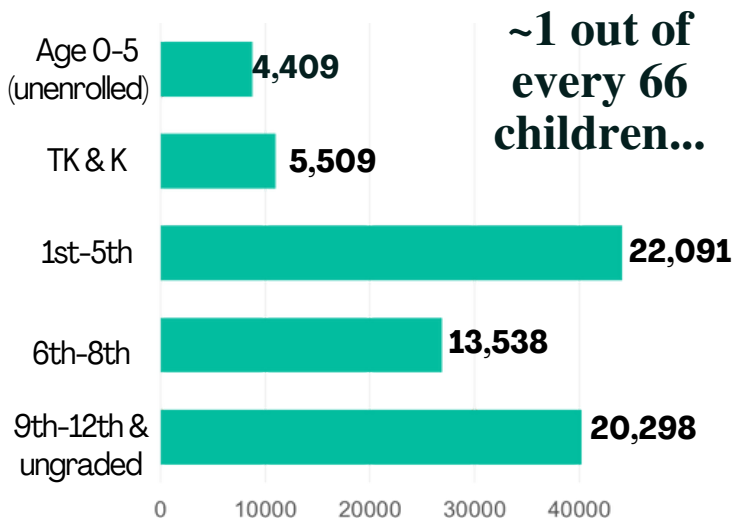
## 65,840

Homeless children and youth, from birth through 12th grade, were identified and served across **80 school districts** and **371 charter schools**.

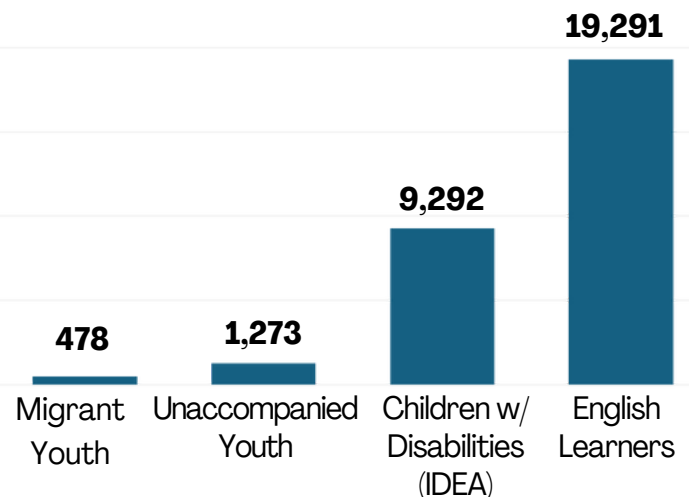
## HCY Served by Nighttime Residence



## HCY Served by Grade Span



## HCY Served by Student Subgroup



The data presented in this infographic is sourced from the California Annual Homeless Education Data Collection, reported by Local Educational Agencies (LEAs) for the 2023-2024 school year. It is crucial to acknowledge that the reported number of students may be an undercount, due to the complexities of identifying and documenting homelessness among students. This issue is highlighted in the California State Auditor's report<sup>[1]</sup>, which also revealed that many LEAs identified less than 5 percent of economically disadvantaged youth as homeless, a benchmark frequently used by homeless education experts to estimate the likely number of students experiencing homelessness at any given time.

1. California State Auditor. "California's Efforts to Address Homelessness Among Students" (2019).