

# HOMELESS EDUCATION PROGRAM

## Homeless Children and Youth (HCY) Served<sup>1</sup> in 2024-25

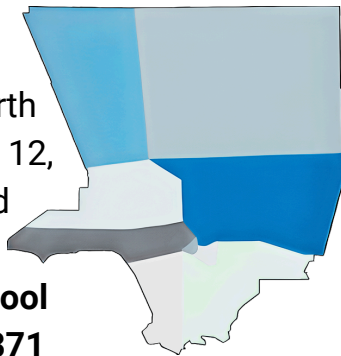


Los Angeles County  
Office of Education

### Los Angeles County Overview

**64,991**

Homeless children and youth, from birth through grade 12, were identified and served across **80 school districts** and **371 charter schools**.



### HCY Served by Nighttime Residence

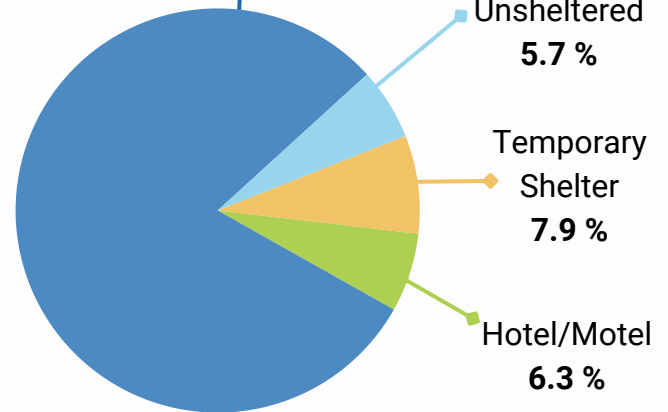
Temporarily Doubled-up

**80.1 %**

Temporarily Unsheltered  
**5.7 %**

Temporary Shelter  
**7.9 %**

Hotel/Motel  
**6.3 %**



### HCY Served by Grade Span

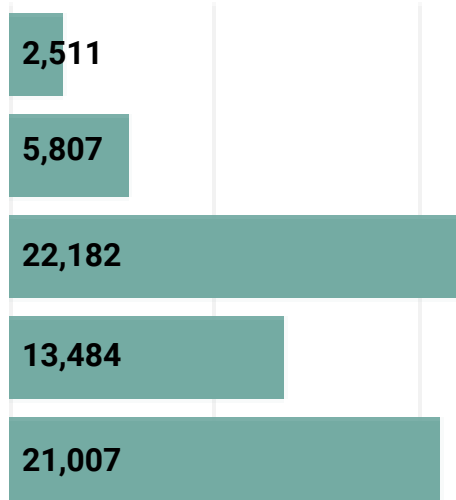
Age 0-5  
(unenrolled)  
**2,511**

TK and K  
**5,807**

1st-5th  
**22,182**

6th-8th  
**13,484**

9th-12th and  
ungraded  
**21,007**



### HCY Served by Student Subgroup

**506**

Migrant  
Youth

**1,780**

Unaccompanied  
Youth

**10,181**

Children w/  
Disabilities  
(IDEA)

**18,924**

English  
Learners

**Note:** Data are not mutually exclusive and therefore not summative to the total served.

- <sup>1</sup> The definition of "served" includes homeless children who have been served in any way through McKinney-Vento funds. Services would include both direct services, as outlined in Section 723 of the McKinney-Vento Act and indirect services, such as those provided by a staff member whose position is supported through the EHCY.
- Note: The data presented in this infographic is sourced from the California Annual Homeless Education Data Collection, reported by Local Educational Agencies (LEAs). It is crucial to acknowledge that the reported number of children and youth may be an undercount, due to the complexities of identifying and documenting homelessness among students. This issue is highlighted in the [2019 California State Auditor's report](#), which also revealed that many LEAs identified less than five percent of economically disadvantaged youth as homeless, a benchmark frequently used by homeless education experts to estimate the likely number of students experiencing homelessness at any given time.